

# **APPENDIX 2C**

## **Water Quality Tables**

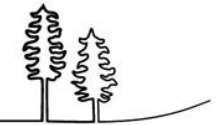
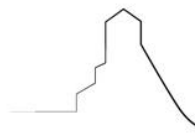


Table 2C-1: Effluent and Water Chemistry Median and 95<sup>th</sup> Percentile for Giant Mine Remediation Project Groups

Group	ETP Effluent				Baker Creek Behind Breakwater				Yellowknife Bay Near Breakwater				Back Bay/Yellowknife Bay				North Yellowknife Bay				South Yellowknife Bay				Foreshore Tailings				Upstream Baker Creek				Yellowknife River				Horseshoe Island Bay				
	Date Range	18-Jul-11 to 31-Aug-18			05-Jul-11 to 28-Aug-18			05-Jul-11 to 28-Aug-18			26-Mar-12 to 13-Aug-18			27-Mar-12 to 12-Aug-18			27-Mar-12 to 13-Aug-18			01-Jul-12 to 19-Jun-13			25-Jul-11 to 14-Aug-18			13-Jul-11 to 12-Jun-17			25-Jul-12 to 04-Sep-15												
Statistic	Median	Q95	N	NDL	Median	Q95	N	NDL	Median	Q95	N	NDL	Median	Q95	N	NDL	Median	Q95	N	NDL	Median	Q95	N	NDL	Median	Q95	N	NDL	Median	Q95	N	NDL									
Parameter	Unit																																								
<b>Field Measured</b>																																									
Water temperature	°C	17.2	21.7	27	0	13.8	21.6	91	0	14.8	21	92	0	10.5	19.0	42	0	8.8	13.1	17	0	8.6	10.7	11	0	12.4	24.4	4	0	13.8	22.3	39	0	11.8	11.8	1	0	10.9	10.9	1	0
Dissolved oxygen	mg/L	9.4	13.0	27	0	8.9	9.9	20	0	10.1	12.5	26	0	10.2	12.0	42	0	12.0	13.4	17	0	11.8	13.6	11	0	11.9	13.5	4	0	9.2	14.1	27	0	10.7	10.7	1	0	10.8	10.8	1	0
pH	unitless	8.3	8.5	150	0	7.8	8.3	91	0	8.0	8.7	92	0	7.6	7.9	42	0	7.6	7.9	17	0	7.8	8.2	11	0	8	8.1	4	0	7.7	8.3	39	0	7.5	7.5	1	0	7.8	7.8	1	0
Specific conductivity	µS/cm	3,047	3,472	27	0	179	1560	20	0	131	338	26	0	132	196	41	0	145	194	14	0	199	231	6	0	59.5	95	4	0	153	305	27	0	58.4	58.4	1	0	215	215	1	0
Turbidity	NTU	0.61	2.8	12	0	1.3	43.6	15	0	1.6	3.4	21	0	1.8	3.5	30	0	1.9	3.8	3	0	2.2	3.9	6	0	-	-	-	0.99	16.3	15	0	1.4	1.4	1	0	-	-	-	-	
Redox potential	mV	0.91	85	22	0	66.8	157	19	0	78.1	143	24	0	65.4	255	41	0	251	285	13	0	52.6	117	6	0	31.2	53.0	3	0	31.6	147	21	0	83.5	83.5	1	0	-66.2	-66.2	1	0
<b>Conventional Parameters</b>																																									
pH (laboratory)	unitless	8.0	8.1	306	0	7.9	8.1	181	0	7.9	8.1	191	0	7.7	8.1	93	0	7.7	8.1	67	0	7.9	8.1	48	0	7.7	7.8	9	0	7.9	8.2	57	0	7.5	7.74	12	0	7.8	8.1	10	0
Total suspended solids	mg/L	1.2	3.4	311	120	1.9	5	181	30	1.8	5	191	27	<3	3.5	91	63	<3	<3	61	58	<3	3.8	38	33	<3	<3	9	9	1	3.5	57	26	<3	33.4	12	9	<3	<3	10	7
Total dissolved solids	mg/L	2,450	2,885	311	0	1,295	2,650	182	0	87	200	191	1	69	119	91	1	62	136	61	1	108.5	141	38	0	45	64.6	10	0	118	209	57	0	39	49.0	12	0	123	141	10	0
Hardness, as CaCO <sub>3</sub>	mg/L	1,370	1,535	292	0	736	1,427	174	0	55.4	108	183	1	42.5	72.9	93	1	38.6	74.4	67	1	72.3	91.8	48	0	26.1	37.2	9	0	69	138	56	0	22.4	26.4	12	0	87	97.5	10	0
Total alkalinity, as CaCO <sub>3</sub>	mg/L	76.2	88.7	44	0	67.2	89.7	30	0	41.2	67.6	44	1	39.3	68.7	93	1	38.5	69.1	67	1	62.5	75.8	48	0	26.8	32.3	10	0	68.1	129	32	0	22.9	26.6	12	0	73.1	78.8	10	0
Specific conductivity	µS/cm	3,020	3,478	306	0	1,800	3,320	181	0	132	303	191	1	108	185	93	0	101	192	67	0	176	216	48	0	65.2	86.2	9	0	147	289	57	0	55.9	58.0	11	0	196	217	10	0
Total acidity	mg/L	3.3	7.6	35	1	2.3	6.9	29	1	2	3.0	38	2	1.7	2.3	36	1	1.8	2.7	8	0	1.5	2.1	10	2	-	-	-	2.0	5.3	32	6	1.9	2.9	5	1	6.5	6.5	2	1	
Turbidity	NTU	0.58	1.1	311	0	1.7	4.2	181	0	1.8	3.7	187	1	1.8	4.3	91	1	1.7	4.1	65	0	1.7	4.7	48	0	1.8	2.0	8	0	0.86	2.0	57	0	1.8	7.0	12	0	1.5	1.9	8	0
<b>Major Ions</b>																																									
Bicarbonate, as CaCO <sub>3</sub>	mg/L	78.9	89.0	36	0	67.4	89.8	29	0	43.2	68.1	37	1	46.8	70.4	38	0	41.7	70.9	14	0	62.0	72.4	20	0	-	-	-	68.1	128.5	32	0	23.9	27.1	5	0	78.8	79.5	2	0	
Bromide	mg/L	5.5	6.9	42	1	0.21	6.1	28	7	<0.05	0.15	36	23	<0.05	<0.1	38	38	<0.05	<0.05	8	8	<0.05	<0.05	10	10	<0.05	0.068	32	27	<0.05	<0.05	5	5	<0.05	<0.05	2	2				
Calcium	mg/L	399	457	105	0	216	421	181	0	14.6	32.5	190	1	11	20.8	93	1	10.5	21.3	67	1	20.4	25	48	0	6.7	10.2	10	0	18.2	36.5	57	0	5.3	5.9	11	0	24.4	27.2	10	0
Carbonate, as CaCO <sub>3</sub>	mg/L	<1	<1	43	43	<1	<1	29	29	<1	<1	37	37	<1	<1	38	36	<1	<1	14	8	0.68	<1	20	10	-	<1	32	32	<1	<1	5	5	<1	<1	2	2				
Chloride	mg/L	431	562	43	0	39.1	510	29	0	4.9	23.7	43	1	3.6	6.2	93	1	3.3	5.7	67	1	5.6	7.7	48	0	2.3	3.5	10	0	4.3	6.2	32	0	2	2.4	12	0	6.0	6.7	10	0
Fluoride	mg/L	<0.4	<0.4	43	37	0.13	<0.4	28	6	0.080	0.13	36	1	0.076	0.08	38	0	0.075	0.08	8	0	0.077	0.085	10	0	-	-	-	0.13	0.15	32	0	0.071	0.073	8	0	0.076	0.079	2	0	
Magnesium	mg/L	91.7	103	105	0	51.9	101	181	0	4.0	8.1	190	1	3.3	5.3	93	1	3.0	5.1	67	1	5.1	6.2	48	0	2.4	3.2	10	0	5.9	10.5	57	0	2.1	2.3	11	0	6.0	6.3	10	0
Potassium	mg/L	12.1	<20	105	8	7.6	<20	181	41	<2	<20	190	148	1.1	1.2	93	5	1.1	1.2	67	1	1	1.13	48	0	1.0	<2	10	2	<2	3.3	57	21	1.1	1.5	11	1	1.1	<2	10	2
Sodium	mg/L	172	213	105	0	93.8	201	181	0	5.2	<20	189	15	3.7	6.4	93	1	3.4	6.1	67	1	5.7	6.8	48	0	2.3	3.1	10	0	4.3	7.8	57	2	2.2	2.9	12	0	6.7	7.1	10	0
Sulphate	mg/L	1,110	1,219	43	0	78.3	1,096	29	0	11.3	45.8	43	1	9.0	17.7	93	1	8.3	17.8	67	1	16.6	21.3	48	0	4.2	6.5	10	0	5.0	41.5	32	0	3.2	3.7	12	0	19.5	21.7	10	0
Sulphide	mg/L	<0.02	<0.02	18	18	<0.02	<0.02	2	2	<0.02	<0.02	3	3	-	-	-	-	<0.02	<0.02	1	1	-	-	-	-	<0.02	<0.02	8	8	<0.02	<0.02	6	6	<0.02	<0.02	1	1				
<b>Nutrients</b>																																									
Nitrate	mg-N/L	1.5	3.6	43	1	0.029	1.2	29	6	0.015	0.12	43	22	<0.05	0.11	91	50	<0.05	0.087	61	40	<0.05	0.10	38	24	<0.05	<0.06	10	10	0.026	0.22	32	3	<0.006	0.060	12	11	<0.05	0.070	10	7
Nitrite	mg-N/L	<0.02	0.050	43	22	<0.001	<0.02	28	25	<0.001	<0.05	43	39	<0.05	<0.05	91	85	<0.05	<0.05	61	59	<0.05	<0.05	38	36	<0.05	<0.05	9	9	<0.001	0.0042	32	19	<0.002	<0.05	12	12	<0.05	<0.05	10	10
Total Kjeldahl nitrogen	mg-N/L	0.36	0.52	40	0	0.87	1.1	28	1	0.30	1.0	36	2	0.2335	0.28	34	0	0.23	0.24	4	0	0.20	0.23	6	0	-	-	-	0.89	1.3	31	0	0.24	0.30	7	0	0.25	0.25	3	0	
Total ammonia	mg-N/L	0.015	0.071	105	4	0.010	0.030	181	9	<0.005	0.021	191	119	<0.05	<0.05	93	75	<0.05	<0.05	67	63	<0.05	<0.05	48	46	<0.05	<0.05	9	9	0.014	0.11	56	1	0.017	0.06	12	8	<0.05	<0.05	10	8
Total phosphorus	mg-P/L	<0.3	<3	315	283	<0.3	<3	181	154	<0.3	<3	191	156	<0.02	<0.02	91	56	<0.02	<0.02	61	53	<0.02	<0.02	38	28	<0.02	<0.02	9	9	0.032	<0.3	57	25	0.0098	0.024	12	4	<0.02	<0.02	10	7
Dissolved phosphorus	mg-P/L	<0.3	<3	105	71	<0.3	<0.9	181	152	<0.3	<0.3	191	156	<0.02	<0.02	91	55	<0.02	<0.02	61	53	<0.02	<0.02	38	28	<0.02	<0.02	9	9	0.020	<0.3	57	25	0.0031	<0.02	12	6	<0.02	<0.02	10	7
Orthophosphate	mg-P/L	0.015	0.029	22	0	0.0075	0.015	27	0	0.0024	0.0086	34	8	0.0012	<0.01	42	22	0.0046	0.014	13	7	0.0054	<0.01	20	16	<0.01	<0.01	2	2	0.0034	0.011	15	0	<0.001	<0.001	2	2	<0.001	<0.001	1	1

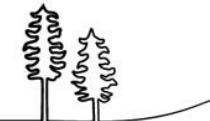
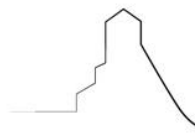


Table 2C-1: Effluent and Water Chemistry Median and 95<sup>th</sup> Percentile for Giant Mine Remediation Project Groups

Group	ETP Effluent				Baker Creek Behind Breakwater				Yellowknife Bay Near Breakwater				Back Bay/Yellowknife Bay				North Yellowknife Bay				South Yellowknife Bay				Foreshore Tailings				Upstream Baker Creek				Yellowknife River				Horseshoe Island Bay				
	Date Range				Date Range				Date Range				Date Range				Date Range				Date Range				Date Range				Date Range				Date Range								
Statistic	Median	Q95	N	NDL	Median	Q95	N	NDL	Median	Q95	N	NDL	Median	Q95	N	NDL	Median	Q95	N	NDL	Median	Q95	N	NDL	Median	Q95	N	NDL	Median	Q95	N	NDL	Median	Q95	N	NDL					
	Parameter	Unit																																							
<b>Organic Carbon</b>																																									
Total organic carbon	mg/L	5.7	6.8	39	0	16	18.9	28	0	5.5	17.7	43	1	5	6.1	91	1	5.1	6.04	61	1	5.0	5.7	38	0	5.5	6.0	9	0	15.8	19.6	32	0	5.6	6.0	12	0	5.2	5.6	10	0
Dissolved organic carbon	mg/L	5.6	6.2	39	0	15.5	18.6	28	0	5.5	17.9	43	1	5	5.9	93	1	5.1	6.2	67	2	4.9	5.6	48	0	5.4	6.0	9	0	15.6	19.5	32	0	5.0	5.6	12	0	4.8	5.6	10	0
<b>Organics</b>																																									
Oil and grease	mg/L	<1	<1	39	39	<1	<1	7	7	<1	1	16	15	<1	<1	34	33	<1	<1	4	4	<1	1	6	5	-	-	-	-	<1	<1	14	14	<1	<1	5	5	-	-	-	-
<b>Total Metals and Metalloids</b>																																									
Aluminum	mg/L	0.0086	0.019	315	62	0.047	0.16	181	2	0.076	0.24	191	1	0.062	0.11	93	3	0.053	0.13	67	3	0.041	0.12	48	3	0.079	0.11	9	0	0.014	0.035	57	0	0.066	0.31	12	1	0.042	0.072	10	0
Antimony	mg/L	0.39	0.46	315	0	0.12	0.34	184	0	0.002	0.017	191	4	<0.0004	0.00075	93	52	<0.0004	<0.0004	67	55	<0.0004	<0.0004	48	28	<0.0004	0.0017	12	6	0.0012	0.0024	57	0	<0.0004	<0.0004	12	11	<0.0004	<0.0004	10	7
Arsenic	mg/L	0.3	<1	383	30	0.17	0.28	184	0	0.0090	0.11	191	1	0.0021	0.0051	93	1	0.0017	0.0023	67	1	0.0009	0.0021	48	0	0.0020	0.1	12	0	0.038	0.068	57	0	0.00045	0.00086	12	1	0.00050	0.00067	10	0
Barium	mg/L	0.016	<0.1	316	29	0.036	<0.1	181	29	0.014	<0.1	191	41	0.014	0.034	93	1	0.015	0.036	67	1	0.033	0.044	48	0	0.0063	0.011	9	0	0.013	0.054	57	8	0.0050	0.011	12	1	0.038	0.043	10	0
Beryllium	mg/L	<0.005	<0.05	316	316	<0.005	<0.05	181	180	<0.005	<0.05	191	191	<0.001	<0.001	93	93	<0.001	<0.001	67	67	<0.001	<0.001	48	48	<0.001	<0.001	9	9	<0.005	<0.005	57	57	<0.001	<0.005	12	12	<0.001	<0.005	10	10
Bismuth	mg/L	<0.2	<2	313	313	<0.2	<2	181	179	<0.2	<2	184	182	<0.00005	<0.0005	42	42	<0.0001	<0.0005	14	14	<0.0001	<0.0005	20	20	<0.0005	<0.0005	2	2	<0.2	<0.2	57	57	<0.0005	<0.2	8	8	<0.2	<0.2	3	3
Boron	mg/L	0.34	<1	314	30	0.16	<1	181	73	<0.1	<1	191	174	<0.05	<0.05	93	76	<0.05	<0.05	67	53	<0.05	<0.05	48	28	<0.05	<0.05	9	9	<0.1	<0.1	57	32	<0.02	<0.1	12	10	<0.05	<0.1	10	9
Cadmium	mg/L	<0.00005	<0.0001	315	177	<0.00005	<0.0001	181	84	0.000016	<0.00005	191	149	<0.00001	<0.000017	93	79	<0.00001	<0.000017	67	52	<0.00001	<0.000017	48	31	<0.00001	<0.000017	9	9	<0.00001	<0.00005	57	54	<0.00001	<0.0002	12	12	<0.00001	<0.00005	10	9
Cesium	mg/L	0.00025	0.0003	14	0	0.000018	0.000072	16	0	0.000013	0.00002	20	7	<0.00001	0.000015	30	19	<0.00001	0.000018	3	2	<0.00001	0.000018	6	4	-	-	-	-	0.00001	0.000016	7	3	-	-	-	-	-	-	-	-
Chromium	mg/L	<0.01	<0.1	316	290	<0.01	<0.1	184	162	<0.01	<0.1	191	167	<0.01	<0.01	93	61	<0.01	<0.01	67	54	<0.01	<0.01	48	28	<0.01	0.0012	12	10	<0.01	<0.01	57	41	0.00098	<0.01	12	8	<0.01	<0.01	10	9
Cobalt	mg/L	<0.01	<0.1	316	262	<0.01	<0.1	184	161	<0.01	<0.1	191	177	<0.002	<0.002	93	89	<0.002	<0.002	67	61	<0.002	<0.002	48	38	<0.002	<0.002	12	12	<0.01	<0.01	57	54	0.00027	<0.01	12	11	<0.002	<0.01	10	10
Copper	mg/L	0.012	0.017	314	2	0.0065	0.011	184	3	0.0017	0.0070	191	7	0.0010	0.0015	93	30	0.001	0.0017	67	27	0.0012	0.0014	48	10	0.00101	0.003	12	8	<0.0005	0.0019	57	31	<0.001	0.0012	12	6	0.0012	0.0016	10	2
Iron	mg/L	0.053	0.1	316	60	0.16	0.32	184	7	0.094	0.31	191	14	0.047	0.10	93	6	0.04	0.061	67	7	0.04	0.097	48	5	0.064	0.093	9	1	0.15	0.3962	57	2	0.048	0.27	12	1	0.034	0.057	10	0
Lead	mg/L	<0.0001	0.00025	315	244	0.00027	0.00092	181	18	0.00010	0.00053	191	28	<0.0001	0.00012	93	57	<0.0001	0.00016	67	53	<0.0001	0.00014	48	26	<0.0001	<0.0002	12	10	<0.00005	0.000067	57	47	<0.0001	0.00024	12	11	<0.0001	0.00038	10	6
Lithium	mg/L	0.032	<0.1	316	30	0.018	<0.1	181	66	<0.01	<0.1	191	164	<0.01	<0.01	93	57	<0.01	<0.01	67	57	<0.01	<0.01	48	32	<0.01	<0.01	9	9	<0.01	<0.01	57	32	<0.01	<0.01	9	6	<0.01	<0.01	10	9
Manganese	mg/L	0.013	<0.05	316	58	0.035	0.14	181	5	0.0052	<0.05	191	92	0.0035	0.005	93	35	0.0031	<0.005	67	39	0.0026	<0.005	48	20	0.0046	<0.005	9	4	0.029	0.37	57	2	0.0031	0.0092	12	5	0.0022	<0.005	10	9
Mercury	mg/L	<0.00001	0.00001	303	301	<0.00001	<0.00001	177	173	<0.00001	<0.00001	187	183	<0.000005	<0.00002	91	87	<0.00002	<0.00002	61	59	<0.00001	<0.00002	38	33	0.00000059	<0.00002	9	7	<0.00001	<0.00001	55	54	<0.00001	<0.00002	12	12	<0.00002	<0.00002	10	10
Molybdenum	mg/L	0.022	0.025	315	1	0.0075	0.018	181	0	0.00046	0.0016	191	8	<0.005	<0.005	93	51	<0.005	<0.005	67	53	<0.005	<0.005	48	28	<0.005	<0.005	9	7	0.00041	0.00064	57	0	0.00011	<0.005	12	6	<0.005	<0.005	10	7
Nickel	mg/L	0.032	0.045	315	3	0.0082	0.015	184	0	0.00086	0.0029	191	19	<0.002	<0.002	93	56	<0.002	<0.002	67	53	<0.002	<0.002	48	28	<0.002	<0.002	12	10	<0.0005	<0.0005	57	55	<0.0005	<0.002	12	7	<0.002	<0.002	10	7
Rubidium	mg/L	0.010	0.012	14	0	0.0034	0.0061	16	0	0.0024	0.0039	20	1	0.0015	0.0021	30	0	0.0013	0.0013	3	0	0.0012	0.0013	6	0	-	-	-	-	0.0033	0.0058	7	0	-	-	-	-	-	-	-	
Selenium	mg/L	0.0008	0.0011	315	3	0.00026	0.00051	181	18	<0.0001	<0.00025	191	107	<0.0004	<0.0005	93	64	<0.0004	<0.0005	67	63	<0.0004	<0.0005	48	42	<0.0004	<0.001	9	9	<0.0001	<0.0001	57	45	<0.0004	<0.0004	12	12	<0.0004	<0.0004	10	7
Silver	mg/L	<0.01	<0.1	316	294	<0.01	<0.1	181	162	<0.01	<0.1	191	180	<0.00002	<0.00002	93	93	<0.00002	<0.00002	67	67	<0.00002	<0.00002	48	48	<0.00002	<0.00002	9	9	<0.01	<0.01	57	56	<0.00002	<0.01	12	11	<0.00002	<0.01	10	10
Strontium	mg/L	3.6	4.8	316	0	1.8	4.2	181	0	0.075	0.1784	184	1	0.072	0.11	42	0	0.071	0.12	14	0	0.10	0.13	20	0	0.030	0.031	2	0	0.069	0.12	57	0	0.025	0.028	8	0	0.13	0.13	3	0
Thallium	mg/L	<0.2	<2	316	294	<0.2	<2	181	180	<0.2	<2	191	190	<0.0001	<0.0001	93	93	<0.0001	<0.0001	67	67	<0.0001	<0.0001	48	48	<0.0001	<0.0001	9	9	<0.2	<0.2	57	57	<0.0001	<0.2	12	12	<0.0001	<0.2	10	10
Tin	mg/L	<0.03	<0.3	314	314	<0.03	<0.3	181	180	<0.03	<0.3	191	191	<0.05	<0.05	93	91	<0.05	<0.05	67	63	<0.05	<0.05	48</																	

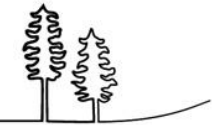


Table 2C-1: Effluent and Water Chemistry Median and 95<sup>th</sup> Percentile for Giant Mine Remediation Project Groups

Group	ETP Effluent				Baker Creek Behind Breakwater				Yellowknife Bay Near Breakwater				Back Bay/Yellowknife Bay				North Yellowknife Bay				South Yellowknife Bay				Foreshore Tailings				Upstream Baker Creek				Yellowknife River				Horseshoe Island Bay				
	Date Range	18-Jul-11 to 31-Aug-18	05-Jul-11 to 28-Aug-18	05-Jul-11 to 28-Aug-18	05-Jul-11 to 28-Aug-18	26-Mar-12 to 13-Aug-18	27-Mar-12 to 12-Aug-18	27-Mar-12 to 13-Aug-18	01-Jul-12 to 19-Jun-13	25-Jul-11 to 14-Aug-18	13-Jul-11 to 12-Jun-17	25-Jul-12 to 04-Sep-15																													
Statistic	Median	Q95	N	NDL	Median	Q95	N	NDL	Median	Q95	N	NDL	Median	Q95	N	NDL	Median	Q95	N	NDL	Median	Q95	N	NDL	Median	Q95	N	NDL	Median	Q95	N	NDL	Median	Q95	N	NDL					
Parameter	Unit																																								
<b>Dissolved Metals and Metalloids</b>																																									
Aluminum	mg/L	0.004	0.0072	105	52	0.0033	0.019	180	110	0.0074	0.022	190	14	0.0072	0.017	93	27	0.0052	0.012	67	27	<0.005	0.011	48	20	0.0079	0.0096	9	0	0.0051	0.019	56	4	0.0086	0.014	12	2	<0.005	<0.005	10	7
Antimony	mg/L	0.39	0.45	105	0	0.12	0.33	180	0	0.0018	0.017	189	7	<0.0004	0.00067	93	49	<0.0004	0.0004	67	54	<0.0004	<0.0004	48	31	<0.0004	0.00067	9	5	0.0011	0.0025	56	0	<0.0004	<0.0004	12	12	<0.0004	<0.0004	10	7
Arsenic	mg/L	0.28	0.34	308	0	0.14	0.26	180	0	0.0068	0.10	190	1	0.0019	0.004	93	1	0.0016	0.0022	67	1	0.00087	0.0020	48	0	0.0017	0.0062	9	0	0.033	0.060	56	0	0.00043	0.00090	12	2	0.00047	0.00058	10	0
Barium	mg/L	0.016	<0.1	105	8	0.033	<0.1	180	37	0.012	<0.1	190	56	0.014	0.033	93	2	0.014	0.034	67	1	0.032	0.043	48	0	0.0054	0.011	9	0	0.013	0.054	57	13	0.0044	0.0099	12	1	0.040	0.043	10	0
Beryllium	mg/L	<0.005	<0.05	105	105	<0.005	<0.05	180	180	<0.005	<0.05	190	190	<0.001	<0.001	93	93	<0.001	<0.001	67	67	<0.001	<0.001	48	48	<0.001	<0.001	9	9	<0.005	<0.005	57	57	<0.0005	<0.005	12	12	<0.001	<0.005	10	10
Bismuth	mg/L	<0.2	<2	104	104	<0.2	<2	180	180	<0.2	<2	183	183	<0.00005	<0.0005	42	42	<0.0001	<0.0005	14	14	<0.0001	<0.0005	20	20	<0.0005	<0.0005	2	2	<0.2	<0.2	57	57	<0.0005	<0.2	8	8	<0.2	<0.2	3	3
Boron	mg/L	0.33	<1	105	8	0.16	<1	180	72	<0.1	<1	190	173	<0.05	<0.05	93	81	<0.05	<0.05	67	55	<0.05	<0.05	48	28	<0.05	<0.05	9	9	<0.1	<0.1	57	33	<0.01	<0.1	12	8	<0.05	<0.1	10	9
Cadmium	mg/L	<0.00005	<0.0001	105	54	<0.00005	<0.0001	180	90	0.000011	<0.00005	190	169	<0.00001	<0.000017	93	85	<0.00001	<0.000017	67	58	<0.00001	<0.000017	48	33	<0.00001	<0.000017	9	9	<0.00001	<0.00005	56	53	<0.00001	<0.0001	12	12	<0.00001	<0.00005	10	10
Cesium	mg/L	0.00029	0.00032	14	0	0.000012	0.000064	16	6	<0.00001	0.000011	20	17	<0.00001	<0.00001	30	30	<0.00001	<0.00001	3	3	<0.00001	<0.00001	6	6	-	-	-	-	<0.00001	0.000012	7	6	-	-	-	-	-	-	-	-
Chromium	mg/L	<0.01	<0.1	105	84	<0.01	<0.1	180	177	<0.01	<0.1	190	189	<0.01	<0.01	93	89	<0.01	<0.01	67	58	<0.01	<0.01	48	36	<0.01	<0.01	9	9	<0.01	<0.01	57	53	<0.0004	<0.01	12	11	<0.001	<0.01	10	9
Cobalt	mg/L	<0.01	<0.1	105	72	<0.01	<0.1	180	163	<0.01	<0.1	190	178	<0.002	<0.002	93	91	<0.002	<0.002	67	61	<0.002	<0.002	48	38	<0.002	<0.002	9	9	<0.01	<0.01	57	54	<0.0001	<0.01	12	12	<0.002	<0.01	10	10
Copper	mg/L	0.0089	0.014	105	1	0.0050	0.0091	180	1	0.0013	0.0056	190	6	<0.001	0.0013	93	40	<0.001	0.0011	67	36	0.001	0.0011	48	11	<0.001	0.0012	9	5	<0.0005	0.0011	56	27	0.00086	0.0033	12	3	0.0011	0.0011	10	1
Iron	mg/L	<0.01	<0.1	105	102	0.029	0.10	180	66	<0.01	<0.1	190	120	<0.01	<0.03	93	79	<0.01	<0.03	67	63	<0.01	<0.03	48	45	<0.03	<0.03	9	9	0.056	0.26	57	4	<0.01	<0.03	11	10	<0.01	<0.03	10	10
Lead	mg/L	<0.0001	<0.0001	105	103	<0.0001	0.00017	180	126	<0.00005	0.00010	190	153	<0.0001	<0.0001	93	89	<0.0001	<0.0001	67	66	<0.0001	<0.0001	48	48	<0.0001	<0.0001	9	9	<0.00005	<0.00005	56	55	<0.0001	<0.0001	12	12	<0.0001	<0.0001	10	10
Lithium	mg/L	0.03	<0.1	105	8	0.017	<0.1	180	67	<0.01	<0.1	190	162	<0.01	<0.01	93	57	<0.01	<0.01	67	57	<0.01	<0.01	48	32	<0.01	<0.01	9	9	<0.01	<0.01	57	32	<0.01	<0.01	9	6	<0.01	<0.01	10	9
Manganese	mg/L	<0.005	<0.05	105	54	0.017	0.11	180	58	<0.005	<0.05	190	155	<0.002	<0.005	93	54	<0.002	<0.005	67	54	<0.002	<0.005	48	28	<0.002	<0.005	9	7	<0.005	0.23	57	24	<0.002	<0.005	12	8	<0.002	<0.005	10	9
Mercury	mg/L	<0.00001	0.00001	106	105	<0.00001	<0.00001	178	176	0.0000054	<0.00001	187	186	<0.000005	<0.00002	91	91	<0.00002	<0.00002	61	60	<0.00001	<0.00002	38	38	<0.000005	<0.00002	9	9	<0.00001	<0.00001	56	55	<0.00001	<0.00002	12	12	<0.00002	<0.00002	10	10
Molybdenum	mg/L	0.02	0.024	105	0	0.0072	0.018	180	0	0.00044	0.0016	189	8	<0.005	<0.005	93	51	<0.005	<0.005	67	53	<0.005	<0.005	48	28	<0.005	<0.005	9	7	0.00039	0.00059	56	0	0.00011	<0.005	12	7	<0.005	<0.005	10	7
Nickel	mg/L	0.03	0.044	105	1	0.0077	0.015	180	0	0.00074	0.0026	190	45	<0.002	<0.002	93	61	<0.002	<0.002	67	53	<0.002	<0.002	48	28	<0.002	<0.002	9	9	<0.0005	0.00051	56	52	<0.0005	<0.002	12	8	<0.002	<0.002	10	7
Rubidium	mg/L	0.010	0.012	14	0	0.0032	0.0060	16	0	0.0025	0.0031	20	1	0.0014	0.0020	30	0	0.0012	0.0013	3	0	0.0011	0.0012	6	0	-	-	-	-	0.0036	0.0056	7	0	-	-	-	-	-	-	-	-
Selenium	mg/L	0.0007	0.0011	105	1	0.00024	0.00046	180	30	<0.0001	0.00014	190	118	<0.0004	<0.0005	93	64	<0.0004	<0.0005	67	63	<0.0004	<0.0005	48	42	<0.0004	<0.0005	9	9	<0.0001	<0.0001	56	51	<0.0004	<0.0004	12	12	<0.0004	<0.0004	10	7
Silver	mg/L	<0.01	<0.1	105	99	<0.01	<0.1	180	174	<0.01	<0.1	190	185	<0.00002	<0.00002	93	93	<0.00002	<0.00002	67	67	<0.00002	<0.00002	48	48	<0.00002	<0.00002	9	9	<0.01	<0.01	57	57	<0.00002	<0.01	12	12	<0.00002	<0.01	10	10
Strontium	mg/L	3.7	4.6	105	0	1.7	4.1	180	0	0.073	0.18	182	1	0.074	0.11	42	0	0.072	0.11	14	0	0.10	0.13	20	0	0.029	0.030	2	0	0.069	0.12	57	0	0.024	0.026	8	0	0.13	0.13	3	0
Thallium	mg/L	<0.2	<2	105	86	<0.2	<2	180	179	<0.2	<2	190	190	<0.0001	<0.0001	93	93	<0.0001	<0.0001	67	67	<0.0001	<0.0001	48	48	<0.0001	<0.0001	9	9	<0.2	<0.2	57	57	<0.00005	<0.2	12	12	<0.0001	<0.2	10	10
Tin	mg/L	<0.03	<0.3	105	104	<0.03	<0.3	180	180	<0.03	<0.3	190	190	<0.05	<0.05	93	91	<0.05	<0.05	67	63	<0.05	<0.05	48	44	<0.05	<0.05	9	9	<0.03	<0.03	57	57	0.00094	<0.05	12	11	<0.05	<0.05	10	10
Titanium	mg/L	<0.01	<0.1	105	74	<0.01	<0.1	180	135	<0.01	<0.1	190	184	<0.001	<0.01	91	86	<0.001	<0.01	61	61	<0.001	<0.01	38	37	<0.001	<0.01	9	9	<0.01	<0.01	57	56	<0.001	<0.01	12	12	<0.001	<0.01	10	10
Uranium	mg/L	0.004	0.0046	105	0	0.0017	0.0043	180	0	0.00026	0.0004	190	1	0.00023	0.00035	93	1	0.00025	0.00032	67	1	0.00032	0.00038	48	0	0.0002	0.00025														