

APPENDIX B

Temperature data

Temperature-monitoring data
Giant Mine

	AS1								AS2								AS3							
	Depth (ft)	Thermistor Temperature Reading (°C)							Depth (ft)	Thermistor Temperature Reading (°C)							Depth (ft)	Thermistor Temperature Reading (°C)						
	20	75	130	185	240	295	350		20	75	130	185	240	295	350		20	75	130	185	240	295	350	
1994	Jun-94	0.0	0.5	0.5	0.5	0.6	0.7	0.8	Jun-94	0.1	2.0	1.4	1.1	0.9	0.9	0.9	Jun-94	0.4	1.3	1.0	0.9	0.8	0.9	1.0
	Jul-94	0.0	0.4	0.4	0.5	0.6	0.7	0.9	Jul-94	1.4	1.9	1.4	1.1	0.9	0.9	0.9	Jul-94	1.5	1.2	1.0	0.9	0.8	0.9	1.0
	Aug-94	0.0	0.4	0.4	0.5	0.6	0.7	0.9	Aug-94	3.4	1.9	1.4	1.1	0.9	0.9	0.9	Aug-94	2.9			1.1	0.9	0.9	0.9
	Sep-94	-0.1	0.3	0.4	0.5	0.6	0.7	0.8	Sep-94	5.1	1.8	1.4	1.1	0.9	0.8	0.8	Sep-94	4.1	1.2	1.0	0.9	0.8	0.9	1.0
	Oct-94	0.1	0.3	0.4	0.5	0.6	0.7	0.8	Oct-94	5.5		1.4	1.1	0.9	0.9	0.8	Oct-94	4.1	1.2	1.0	0.9	0.8	0.9	1.0
	Nov-94	0.6	0.3	0.4	0.5	0.6	0.7	0.8	Nov-94	4.9	1.7	1.3	1.1	0.9	0.8	0.8	Nov-94	3.6	1.2	1.0	0.8	0.8	0.8	1.0
Dec-94	0.5	0.3	0.4	0.5	0.6	0.7	0.8	Dec-94	4.0	1.7	1.3	1.1	0.9	0.8	0.8	Dec-94	2.8	1.2	1.0	0.8	0.8	0.8	1.0	
1995	Jan-95	0.3	0.3	0.4	0.5	0.6	0.7	0.8	Jan-95	3.0	1.7	1.3	1.1	0.9	0.8	0.8	Jan-95	1.6	1.2	1.0	0.6	0.8	0.8	1.0
	Feb-95	0.2	0.3	0.4	0.5	0.6	0.7	0.8	Feb-95	2.1	1.7	1.3	1.1	0.9	0.8	0.8	Feb-95							
	Mar-95								Mar-95								Mar-95							
	Apr-95								Apr-95								Apr-95							
	May-95	0.0	0.3	0.4	0.5	0.6	0.7	0.8	May-95	0.6	1.7	1.3	1.1	0.9	0.8	0.8	May-95	0.5	1.2	1.0	0.9	0.8	0.9	1.0
	Jun-95								Jun-95	2.5	1.7	1.3	1.0	0.9	0.8	0.8	Jun-95							
	Jul-95	0.0	0.3	0.4	0.5	0.6	0.7	0.8	Jul-95	2.5	1.7	1.3	1.0	0.9	0.8	0.8	Jul-95	2.2	1.2	1.0	0.9	0.8	0.8	1.0
	Aug-95	0.4	0.3	0.4	0.4	0.6	0.7	0.8	Aug-95	3.9	1.8	1.3	1.0	0.9	0.8	0.8	Aug-95	3.2	1.1	1.0	0.8	0.8	0.8	1.0
	Sep-95	1.3	0.3	0.4	0.5	0.6	0.7	0.8	Sep-95	4.8	1.8	1.3	1.0	0.9	0.8	0.8	Sep-95	3.9	1.1	1.0	0.8	0.8	0.8	1.0
	Oct-95								Oct-95								Oct-95							
	Nov-95	1.3	0.3	0.4	0.4	0.6	0.7	0.8	Nov-95								Nov-95		1.1	1.0	0.8	0.8	0.8	1.0
	Dec-95								Dec-95								Dec-95							
1996	Jan-96								Jan-96								Jan-96							
	Feb-96	0.1	0.3	0.4	0.5	0.6	0.7	0.8	Feb-96	1.1	2.0	1.3	1.0	0.9	0.9	0.8	Feb-96							
	Mar-96	0.0	0.4	0.4	0.5	0.6	0.7	0.8	Mar-96	0.5	2.0	1.3	1.0	0.9	0.9	0.8	Mar-96							
	Apr-96	0.0	0.4	0.4	0.5	0.6	0.7	0.8	Apr-96	0.1	2.0	1.3	1.0	0.9	0.9	0.8	Apr-96	-0.5	1.2	1.0	0.9	0.8	0.9	1.1
	May-96	-0.1	0.4	0.4	0.5	0.6	0.7	0.8	May-96	-0.1	2.0	1.3	1.0	0.9	0.9	0.8	May-96		1.2	1.0	0.9	0.8	0.9	1.0
	Jun-96	-0.1	0.4	0.4	0.4	0.6	0.7	0.8	Jun-96								Jun-96		1.2	1.0	0.9	0.8	0.9	1.0
	Jul-96	-0.1	0.4	0.4	0.5	0.6	0.7	0.8	Jul-96								Jul-96		1.2	1.0	0.9	0.8	0.9	1.0
	Aug-96	0.0	0.4	0.4	0.5	0.6	0.7	0.8	Aug-96								Aug-96		1.2	1.0	0.9	0.8	0.9	1.0
	Sep-96	0.1	0.3	0.4	0.5	0.6	0.7	0.8	Sep-96								Sep-96		1.2	1.0	0.9	0.8	0.9	1.0
	Oct-96	1.5	0.3	0.4	0.5	0.6	0.7	0.8	Oct-96								Oct-96		1.2	1.1	0.9	0.8	0.9	1.0
	Nov-96	1.7	0.3	0.4	0.5	0.6	0.7	0.8	Nov-96								Nov-96		1.2	1.1	0.9	0.8	0.9	1.0
	Dec-96	1.1	0.3	0.4	0.4	0.6	0.7	0.8	Dec-96								Dec-96		1.2	1.1	0.9	0.8	0.9	1.0
1997	Jan-97	0.6	0.3	0.4	0.5	0.6	0.7	0.8	Jan-97								Jan-97		1.2	1.1	0.9	0.8	0.9	1.0
	Feb-97	0.2	0.3	0.4	0.5	0.6	0.7	0.8	Feb-97								Feb-97		1.1	1.1	0.9	0.8	0.9	1.0
	Mar-97	0.0	0.3	0.4	0.5	0.6	0.7	0.8	Mar-97								Mar-97		1.2	1.1	0.9	0.8	0.9	1.0
	Apr-97	0.0	0.4	0.5	0.5	0.6	0.7	0.8	Apr-97								Apr-97		1.2	1.1	0.9	0.8	0.9	1.0
	May-97	-0.1	0.4	0.4	0.5	0.6	0.7	0.8	May-97								May-97		1.2	1.1	0.9	0.8	0.9	1.0
	Jun-97	-0.1	0.4	0.4	0.5	0.6	0.7	0.8	Jun-97								Jun-97		1.2	1.1	0.9	0.8	0.9	1.0
	Jul-97	0.0	0.4	0.4	0.5	0.6	0.7	0.8	Jul-97								Jul-97		1.2	1.1	0.9	0.8	0.9	1.0
	Aug-97	0.0	0.4	0.4	0.5	0.6	0.7	0.8	Aug-97								Aug-97		1.1	1.1	0.9	0.8	0.9	1.0
	Sep-97	0.0	0.3	0.4	0.5	0.6	0.7	0.8	Sep-97								Sep-97		1.1	1.1	0.9	0.8	0.9	1.0
	Oct-97	1.2	0.3	0.4	0.5	0.6	0.7	0.8	Oct-97								Oct-97		1.1	1.1	0.9	0.9	0.9	1.0
	Nov-97	1.1	0.3	0.5	0.5	0.6	0.7	0.8	Nov-97								Nov-97		1.1	1.1	0.9	0.8	0.9	1.0
	Dec-97	0.7	0.3	0.5	0.5	0.6	0.7	0.8	Dec-97								Dec-97		1.1	1.1	0.9	0.8	0.9	1.1

Temperature-monitoring data
Giant Mine

AS4 Thermistor Temperature Reading					AS5	Thermistor Temperature Reading (°C)								AS6	Thermistor Temperature Reading (°C)									
Depth (ft)	15	90	165	240	Depth (ft)	20	75	130	185	240	295	350	Depth (ft)	15	70	125	180	235	290	345	400			
1994	Jun-94	1.8	2.1	2.7	3.8	Jun-94							Jun-94	0.9	1.5	1.2	1.0	1.0	1.1	1.2	1.3			
	Jul-94	4.5	1.9	2.7	3.8	Jul-94							Jul-94	2.4	1.5	1.2	1.0	1.0	1.1	1.1	1.1			
	Aug-94	7.2	1.8	2.8	3.8	Aug-94	3.5	0.4	0.4	0.6	0.8	1.1	1.4	Aug-94	4.5	1.4	1.2	1.0	1.0	1.1	1.2	1.3		
	Sep-94	7.6	1.7	2.8	3.9	Sep-94	4.2	0.3	0.4	0.5	0.8	1.1	1.4	Sep-94	5.8	1.4	1.2	0.9	0.9	1.1	1.1	1.3		
	Oct-94	6.1	1.7	2.8	3.9	Oct-94	4.0	0.3	0.4	0.5	0.8	1.1	1.4	Oct-94	5.3	1.3	1.2	0.9	0.9	1.1	1.1	1.3		
	Nov-94	3.9	1.6	2.8	3.9	Nov-94	3.5	0.3	0.3	0.5	0.8	1.1	1.4	Nov-94	4.1	1.3	1.2	0.9	0.9	1.0	1.1	1.3		
	Dec-94	2.6	1.6	2.8	3.9	Dec-94								Dec-94	3.1	1.3	1.2	0.9	0.9	1.0	1.1	1.3		
1995	Jan-95	0.6	1.6	2.8	3.9	Jan-95	0.9	0.3	0.3	0.4	0.8	1.1	1.4	Jan-95	1.7	1.3	1.2	0.9	0.9	1.0	1.1	1.3		
	Feb-95	-0.7	1.6	2.8	3.9	Feb-95	0.1	0.3	0.3	0.5	0.8	1.1	1.4	Feb-95	0.3	1.3	1.1	0.9	0.9	1.1	1.1	1.3		
	Mar-95					Mar-95								Mar-95										
	Apr-95					Apr-95								Apr-95										
	May-95	-1.3	1.8	2.8	3.8	May-95	-1.2	0.3	0.3	0.5	0.8	1.1	1.4	May-95	-0.2	1.4	1.1	0.9	1.0	1.1	1.1	1.3		
	Jun-95	5.6	1.7	2.6	3.7	Jun-95								Jun-95	3.0	1.4	1.1	0.9	0.9	1.0	1.1	1.3		
	Jul-95					Jul-95	1.8	0.3	0.3	0.5	0.8	1.1	1.4	Jul-95										
	Aug-95	6.8	1.7	2.7	3.7	Aug-95	2.9	0.3	0.3	0.5	0.8	1.1	1.4	Aug-95	4.7	1.4	1.1	0.9	0.9	1.0	1.1	1.3		
	Sep-95	6.7	1.7	2.7	3.7	Sep-95	3.7	0.3	0.3	0.5	0.8	1.1	1.4	Sep-95	5.2	1.3	1.1	0.9	1.0	1.0	1.1	1.3		
	Oct-95					Oct-95								Oct-95										
	Nov-95	2.5	1.7	2.7	3.7	Nov-95	2.6	0.3	0.3	0.4	0.8	1.1	1.4	Nov-95	3.3	1.3	1.1	0.9	0.9	1.0	1.1	1.3		
	Dec-95					Dec-95								Dec-95										
1996	Jan-96					Jan-96							Jan-96											
	Feb-96	-2.9	1.8	2.7	3.7	Feb-96	-1.2	0.4	0.3	0.5	0.8	1.1	1.4	Feb-96										
	Mar-96	-4.0	1.8	2.8	3.7	Mar-96	-2.4	0.4	0.3	0.5	0.8	1.1	1.4	Mar-96										
	Apr-96	-4.3	1.8	2.7	3.7	Apr-96	-2.6	0.4	0.4	0.5	0.9	1.2	1.4	Apr-96										
	May-96	-2.4	1.8	2.8	3.7	May-96	-2.3	0.4	0.3	0.5	0.8	1.1	1.4	May-96	-1.3	1.4	1.1	0.9	1.0	1.1	1.1	1.3		
	Jun-96	1.1	1.8	2.8		Jun-96	-1.2	0.4	0.3	0.5	0.8	1.1	1.4	Jun-96	0.1	1.4	1.1	0.9	1.0	1.1	1.2	1.4		
	Jul-96	4.4	1.8	2.8	3.7	Jul-96	1.3	0.4	0.3	0.5	0.8	1.1	1.4	Jul-96	2.0	1.4	1.1	0.9	1.0	1.1	1.1	1.3		
	Aug-96	7.2	1.8	2.8	3.7	Aug-96	2.7	0.4	0.3	0.5	0.8	1.1	1.4	Aug-96	4.3	1.4	1.1	0.9	1.0	1.1	1.1	1.3		
	Sep-96	7.1	1.8	2.8	3.7	Sep-96	3.5	0.3	0.3	0.5	0.8	1.1	1.4	Sep-96	5.1	1.3	1.1	0.9	1.0	1.1	1.1	1.3		
	Oct-96	6.1	1.7	2.8	3.7	Oct-96	3.9	0.3	0.3	0.5	0.9	1.1	1.4	Oct-96	5.5	1.3	1.1	0.9	1.0	1.1	1.2	1.3		
	Nov-96	3.7	1.7	2.8	3.7	Nov-96	3.0	0.3	0.3	0.5	0.9	1.1	1.4	Nov-96	3.9	1.3	1.1	0.9	1.0	1.1	1.2	1.3		
	Dec-96	2.1	1.7	2.8	3.6	Dec-96	2.0	0.3	0.4	0.5	0.9	1.1	1.5	Dec-96	2.6	1.3	1.1	0.9	1.0	1.1	1.2	1.4		
1997	Jan-97	0.1	1.7	2.8	3.6	Jan-97	0.7	0.3	0.3	0.5	0.9	1.1	1.4	Jan-97	1.1	1.3	1.1	0.9	1.0	1.1	1.1	1.3		
	Feb-97	-2.3	1.7	2.8	3.6	Feb-97	-0.8	0.3	0.3	0.5	0.9	1.1	1.5	Feb-97	0.0	1.3	1.1	0.9	1.0	1.1	1.2	1.4		
	Mar-97	-3.7	1.7	2.8	3.6	Mar-97	-1.9	0.3	0.3	0.5	0.9	1.1	1.5	Mar-97	-1.3	1.4	1.1	0.9	1.0	1.1	1.2	1.3		
	Apr-97	-4.3	1.8	2.8	3.6	Apr-97	-2.6	0.3	0.3	0.5	0.9	1.1	1.5	Apr-97	-1.9	1.4	1.1	0.9	1.0	1.1	1.1	1.3		
	May-97	-2.1	1.8	2.8	3.5	May-97	-2.5						1.4	May-97	-1.1	1.4	1.1	0.9	1.0	1.1	1.1	1.3		
	Jun-97	1.4	1.8	2.8	3.5	Jun-97	-0.9	0.3	0.3	0.4	0.9	1.1	1.5	Jun-97										
	Jul-97	4.4	1.8	2.8	3.5	Jul-97	1.2	0.3	0.4	0.5	0.9	1.1	1.5	Jul-97	2.9	1.3		0.9	1.0	1.1	1.1	1.3		
	Aug-97	7.4	1.8	2.8	3.4	Aug-97	2.9	0.3	0.3	0.5	0.9	1.1	1.5	Aug-97	4.5	1.3		0.9	1.0	1.1	1.1	1.3		
	Sep-97	7.5	1.7	2.5	3.4	Sep-97	3.5	0.3	0.4	0.5	0.9	1.1	1.5	Sep-97	5.1	1.2		0.9	1.0	1.1	1.1	1.3		
	Oct-97	4.8	1.7	2.8	3.4	Oct-97	3.4	0.2	0.4	0.5	0.9	1.2	1.5	Oct-97	4.3	1.2		0.9	1.0	1.1	1.2	1.3		
	Nov-97	2.8	1.7	2.8	3.3	Nov-97	2.4	0.2	0.4	0.5	0.9	1.2	1.5	Nov-97	2.9	1.2		0.9	1.0	1.1	1.2	1.3		
	Dec-97	1.6	1.7	2.8	3.3	Dec-97	1.4	0.2	0.3	0.5	0.9	1.2	1.5	Dec-97	1.3	1.2				0.9	1.2	1.3		

Temperature-monitoring data
Giant Mine

	AS1								AS2								AS3								
	Thermistor Temperature Reading (°C)								Thermistor Temperature Reading (°C)								Thermistor Temperature Reading (°C)								
	Depth (ft)	20	75	130	185	240	295	350	Depth (ft)	20	75	130	185	240	295	350	Depth (ft)	20	75	130	185	240	295	350	
1998	Jan-98		0.4	0.3	0.5			0.7	0.8	Jan-98							Jan-98		1.1	1.1	0.9	0.9	0.9	1.1	
	Feb-98		0.1	0.3	0.5	0.5	0.6	0.7	0.8	Feb-98							Feb-98		1.1	1.1	0.9	0.8	0.9	1.0	
	Mar-98		0.0	0.3	0.5	0.5	0.6	0.7	0.8	Mar-98							Mar-98		1.1	1.1	0.9	0.8	0.9	1.0	
	Apr-98		0.0	0.3		0.5	0.6	0.7	0.8	Apr-98							Apr-98		1.1	1.1	0.9	0.8	0.9	1.0	
	May-98		0.0	0.3	0.5	0.5	0.6	0.7	0.8	May-98							May-98		1.1	1.1	0.9	0.8	0.9	1.1	
	Jun-98		0.0	0.4	0.5	0.5	0.6	0.7	0.8	Jun-98							Jun-98		1.1	1.1	0.9	0.8	0.9	1.0	
	Jul-98		0.0	0.3	0.5	0.5	0.6	0.7	0.8	Jul-98							Jul-98		1.1	1.1	0.9	0.8	0.9	1.0	
	Aug-98		1.9	0.3	0.5	0.5	0.6	0.7	0.8	Aug-98							Aug-98		1.2	1.1	1.2	1.0	0.9	1.1	
	Sep-98									Sep-98							Sep-98								
	Oct-98		2.5	0.3	0.4		0.6	0.6	0.8	Oct-98							Oct-98		1.2	1.1	1.2	1.0	0.9	1.1	
	Nov-98									Nov-98							Nov-98								
	Dec-98									Dec-98							Dec-98								
1999	Jan-99		1.0	0.4	0.6	0.8	0.7	0.7	0.9	Jan-99							Jan-99			1.1	0.9	0.9	0.9	1.1	
	Feb-99		0.7	0.6	0.7	0.7	0.6	0.6	0.8	Feb-99							Feb-99			1.1	0.9	0.9	0.9	1.1	
	Mar-99		0.2	0.4	0.5	0.5	0.6	0.6	0.8	Mar-99							Mar-99			1.1	0.9	0.9	0.9	1.1	
	Apr-99		0.1	0.4	0.5	0.5	0.6	0.6	0.8	Apr-99							Apr-99			1.1	0.9	0.9	0.9	1.0	
	May-99		0.0	0.4	0.5	0.5	0.6	0.6	0.8	May-99							May-99			1.1	0.9	0.8	0.9	1.0	
	Jun-99		0.0			0.5		0.6	0.8	Jun-99							Jun-99			1.1	0.9		0.9	1.0	
	Jul-99		0.1			0.5		0.6	0.8	Jul-99							Jul-99			1.1	0.9		0.9	1.0	
	Aug-99		1.4			0.5		0.6	0.8	Aug-99							Aug-99			1.1	0.9		0.9	1.0	
	Sep-99		2.3			0.4		0.5	0.4	Sep-99							Sep-99			1.1	0.9		0.9	1.0	
	Oct-99									Oct-99							Oct-99								
	Nov-99									Nov-99							Nov-99								
	Dec-99									Dec-99							Dec-99								
2000	Jan-00								Jan-00							Jan-00									
	Feb-00								Feb-00							Feb-00									
	Mar-00								Mar-00							Mar-00									
	Apr-00								Apr-00							Apr-00									
	May-00								May-00							May-00									
	Jun-00								Jun-00							Jun-00									
	Jul-00								Jul-00							Jul-00									
	Aug-00								Aug-00							Aug-00									
	Sep-00								Sep-00							Sep-00									
	Oct-00								Oct-00							Oct-00									
	Nov-00								Nov-00							Nov-00									
	Dec-00								Dec-00							Dec-00									

Temperature-monitoring data
Giant Mine

AS4 Thermistor Temperature Reading					AS5	Thermistor Temperature Reading (°C)								AS6	Thermistor Temperature Reading (°C)									
Depth (ft)	15	90	165	240	Depth (ft)	20	75	130	185	240	295	350	Depth (ft)	15	70	125	180	235	290	345	400			
1998	Jan-98	-0.4	1.7	2.8	3.3	1998	Jan-98	0.3	0.2	0.3	0.5	0.9	1.2	1.5	1998	Jan-98	0.5	1.2		0.9	1.0	1.1	1.2	1.4
	Feb-98	-1.6	1.7	2.8	3.2		Feb-98	-0.7	0.3	0.3	0.5	0.9	1.2	1.5		Feb-98	-0.3	1.2		0.9	1.0	1.1	1.2	1.4
	Mar-98	-2.8	1.7	2.6	3.2		Mar-98	-1.2	0.3	0.3	0.5	0.9	1.2	1.5		Mar-98	-0.8	1.3		0.9	1.0	1.1	1.2	1.8
	Apr-98	-1.6	1.7	2.8	3.2		Apr-98	-1.4	0.3	0.3	0.4	0.9	1.2	1.5		Apr-98	-0.9	1.3		0.8	0.9	1.1	1.1	1.8
	May-98	2.4	1.8	2.8	3.1		May-98	0.0	0.3	0.3	0.5	0.9	1.2	1.5		May-98	1.0	1.3		0.8	0.9	1.1	1.1	1.8
	Jun-98	4.8	1.6	2.6	3.1		Jun-98	1.1	0.3	0.3	0.5	0.9	1.2	1.4		Jun-98	2.3	1.3		0.8	0.9	1.1	1.1	1.8
	Jul-98	7.6	1.6	2.6	3.1		Jul-98	2.7	0.3	0.3	0.5	0.9	1.2	1.5		Jul-98	4.2	1.2		0.8	0.9	1.1	1.1	1.8
	Aug-98	6.6	1.8	2.6	3.0		Aug-98	4.2	0.3	0.3	0.4	0.9	1.2	1.5		Aug-98	5.7	1.2			0.9		1.2	1.8
	Sep-98						Sep-98									Sep-98								
	Oct-98	5.9	1.7	2.8	2.9		Oct-98	4.1	0.3	0.3	0.4	0.8	1.1	1.5		Oct-98	4.6	1.1		0.8	0.9	1.0	1.1	1.9
	Nov-98						Nov-98	3.2	0.3	0.3	0.5	0.8	1.2	1.5		Nov-98								
	Dec-98						Dec-98									Dec-98								
1999	Jan-99					1999	Jan-99	0.6	0.3	0.3	0.5	0.9	1.2	1.5	1999	Jan-99	1.1	1.3		0.8	0.9	1.2	1.4	1.4
	Feb-99						Feb-99	-0.4	0.3	0.3	0.4	0.9	1.2	1.5		Feb-99	0.2	1.3		0.8	0.9	1.2	1.3	1.4
	Mar-99						Mar-99	-1.0	0.4	0.3	0.4	0.9	1.2	1.5		Mar-99	-0.2	1.3		0.8	0.9	1.1	1.1	1.3
	Apr-99						Apr-99	-1.0	0.4	0.3	0.4	-1.3	1.2	1.5		Apr-99	-0.2	1.3		0.7	0.9	1.1	1.2	1.3
	May-99						May-99	-0.3	0.4	0.3	0.4	0.9	1.2	1.5		May-99	0.4	1.3		0.7	0.9	1.1	1.1	1.3
	Jun-99						Jun-99	0.9	0.4	0.3	0.5	0.9	1.2	1.5		Jun-99	2.4	1.4		0.7	0.9	1.1	1.1	1.3
	Jul-99						Jul-99	2.6	0.4	0.3	0.4	0.9	1.2	1.5		Jul-99	4.4	1.3		0.7	0.9	1.1	1.1	1.3
	Aug-99						Aug-99	3.6	0.4	0.3	0.4	0.9	1.0			Aug-99	5.2	1.3		0.7	0.9	1.1	1.1	1.3
	Sep-99						Sep-99	4.2	0.4	0.3	0.4	0.9	1.2	1.5		Sep-99	5.3	1.3		0.6	0.8	1.1	1.2	1.3
	Oct-99						Oct-99									Oct-99								
	Nov-99						Nov-99									Nov-99								
	Dec-99						Dec-99									Dec-99								
2000	Jan-00					2000	Jan-00							2000	Jan-00									
	Feb-00						Feb-00								Feb-00									
	Mar-00						Mar-00								Mar-00									
	Apr-00						Apr-00								Apr-00									
	May-00						May-00								May-00									
	Jun-00						Jun-00								Jun-00									
	Jul-00						Jul-00								Jul-00									
	Aug-00						Aug-00								Aug-00									
	Sep-00						Sep-00								Sep-00									
	Oct-00						Oct-00								Oct-00									
	Nov-00						Nov-00								Nov-00									
	Dec-00						Dec-00								Dec-00									

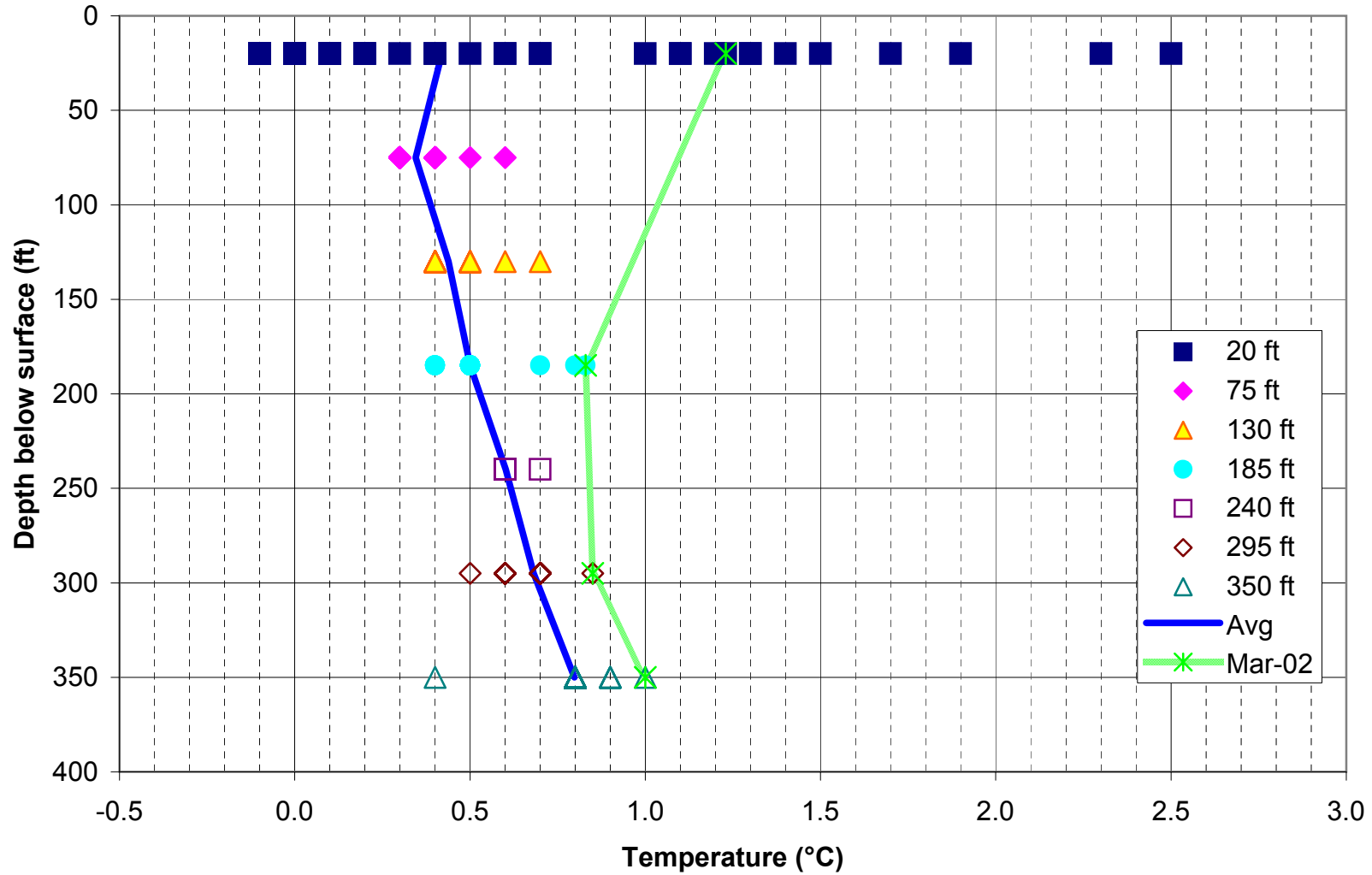
Temperature-monitoring data
Giant Mine

	AS1							AS2							AS3								
	Thermistor Temperature Reading (°C)							Thermistor Temperature Reading (°C)							Thermistor Temperature Reading (°C)								
Depth (ft)	20	75	130	185	240	295	350	Depth (ft)	20	75	130	185	240	295	350	Depth (ft)	20	75	130	185	240	295	350
2001	Jan-01							Jan-01							Jan-01								
	Feb-01							Feb-01							Feb-01								
	Mar-01							Mar-01							Mar-01								
	Apr-01							Apr-01							Apr-01								
	May-01							May-01							May-01								
	Jun-01							Jun-01							Jun-01								
	Jul-01							Jul-01							Jul-01								
	Aug-01							Aug-01							Aug-01								
	Sep-01							Sep-01							Sep-01								
	Oct-01							Oct-01							Oct-01								
	Nov-01							Nov-01							Nov-01								
	Dec-01							Dec-01							Dec-01								
2002	Jan-02							Jan-02							Jan-02								
	Feb-02							Feb-02							Feb-02								
	Mar-02	1.2			0.8		0.9	1.0	Mar-02							Mar-02							
	Apr-02							Apr-02							Apr-02								
	May-02							May-02							May-02								
	Jun-02							Jun-02							Jun-02								
	Jul-02							Jul-02							Jul-02								
	Aug-02							Aug-02							Aug-02								
	Sep-02							Sep-02							Sep-02								
	Oct-02							Oct-02							Oct-02								
	Nov-02							Nov-02							Nov-02								
	Dec-02							Dec-02							Dec-02								

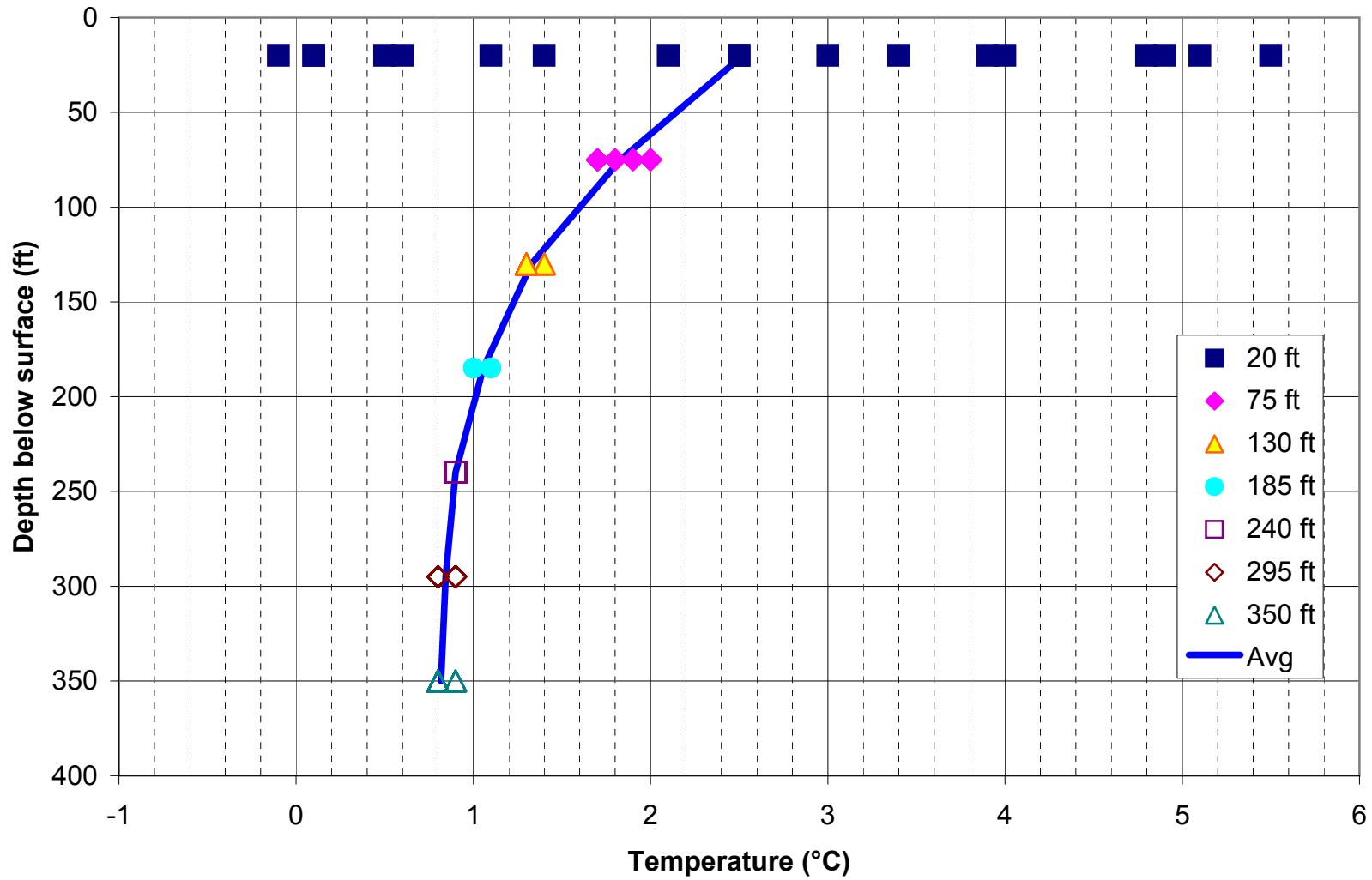
Temperature-monitoring data
Giant Mine

AS4 Thermistor Temperature Reading					AS5	Thermistor Temperature Reading (°C)								AS6	Thermistor Temperature Reading (°C)									
Depth (ft)	15	90	165	240	Depth (ft)	20	75	130	185	240	295	350	Depth (ft)	15	70	125	180	235	290	345	400			
2001	Jan-01				2001	Jan-01							2001	Jan-01										
	Feb-01					Feb-01									Feb-01									
	Mar-01					Mar-01									Mar-01									
	Apr-01					Apr-01									Apr-01									
	May-01					May-01									May-01									
	Jun-01					Jun-01									Jun-01									
	Jul-01					Jul-01									Jul-01									
	Aug-01					Aug-01									Aug-01									
	Sep-01					Sep-01									Sep-01									
	Oct-01					Oct-01									Oct-01									
	Nov-01					Nov-01									Nov-01									
	Dec-01					Dec-01									Dec-01									
2002	Jan-02				2002	Jan-02							2002	Jan-02										
	Feb-02					Feb-02									Feb-02									
	Mar-02					Mar-02	0.2	0.6	0.5	0.5	0.9	1.2		1.5	Mar-02									
	Apr-02					Apr-02									Apr-02									
	May-02					May-02									May-02									
	Jun-02					Jun-02									Jun-02									
	Jul-02					Jul-02									Jul-02									
	Aug-02					Aug-02									Aug-02									
	Sep-02					Sep-02									Sep-02									
	Oct-02					Oct-02									Oct-02									
	Nov-02					Nov-02									Nov-02									
	Dec-02					Dec-02									Dec-02									

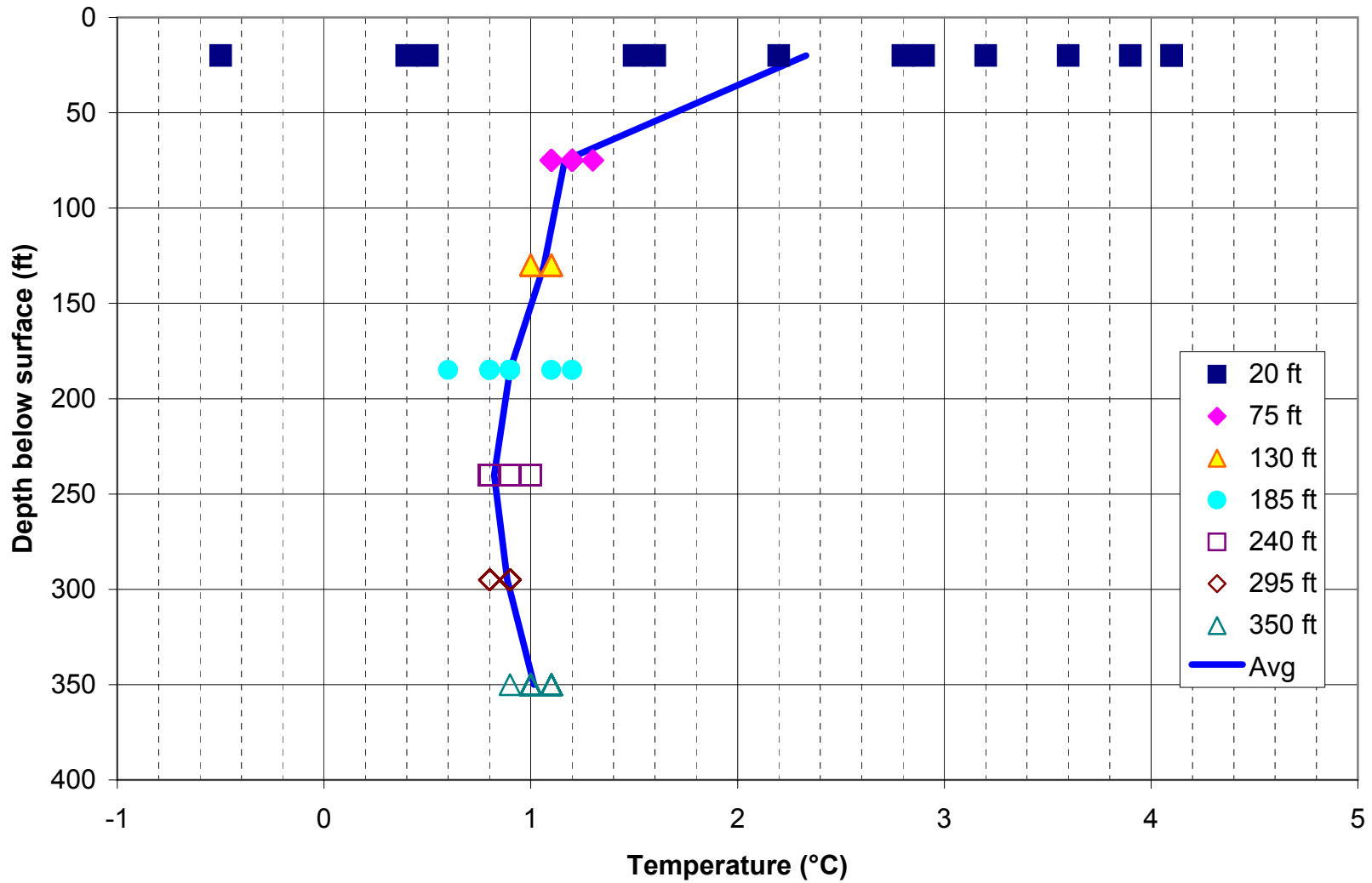
Temperature-monitoring hole AS1 Giant Mine



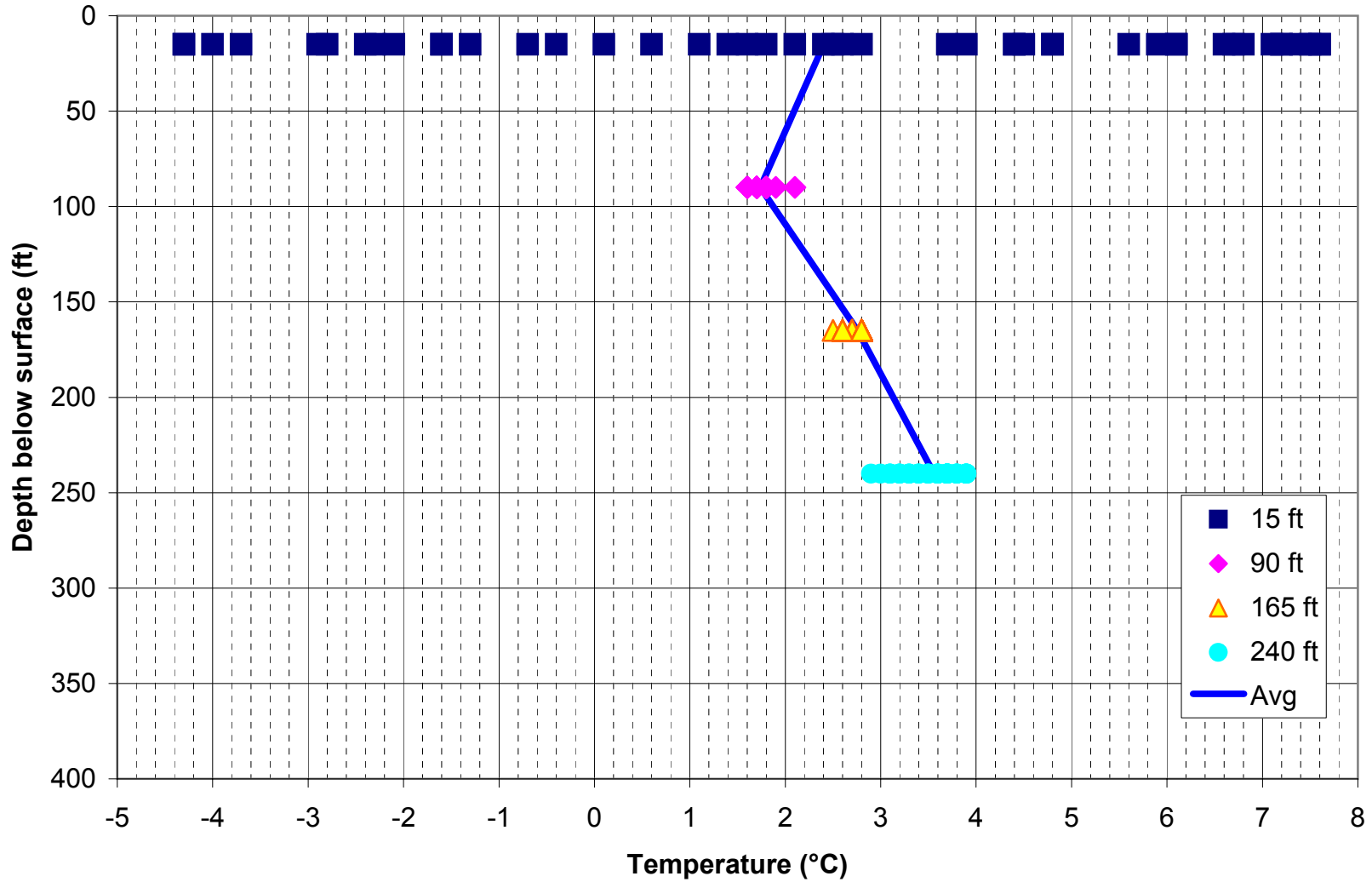
Temperature-monitoring hole AS2 Giant Mine



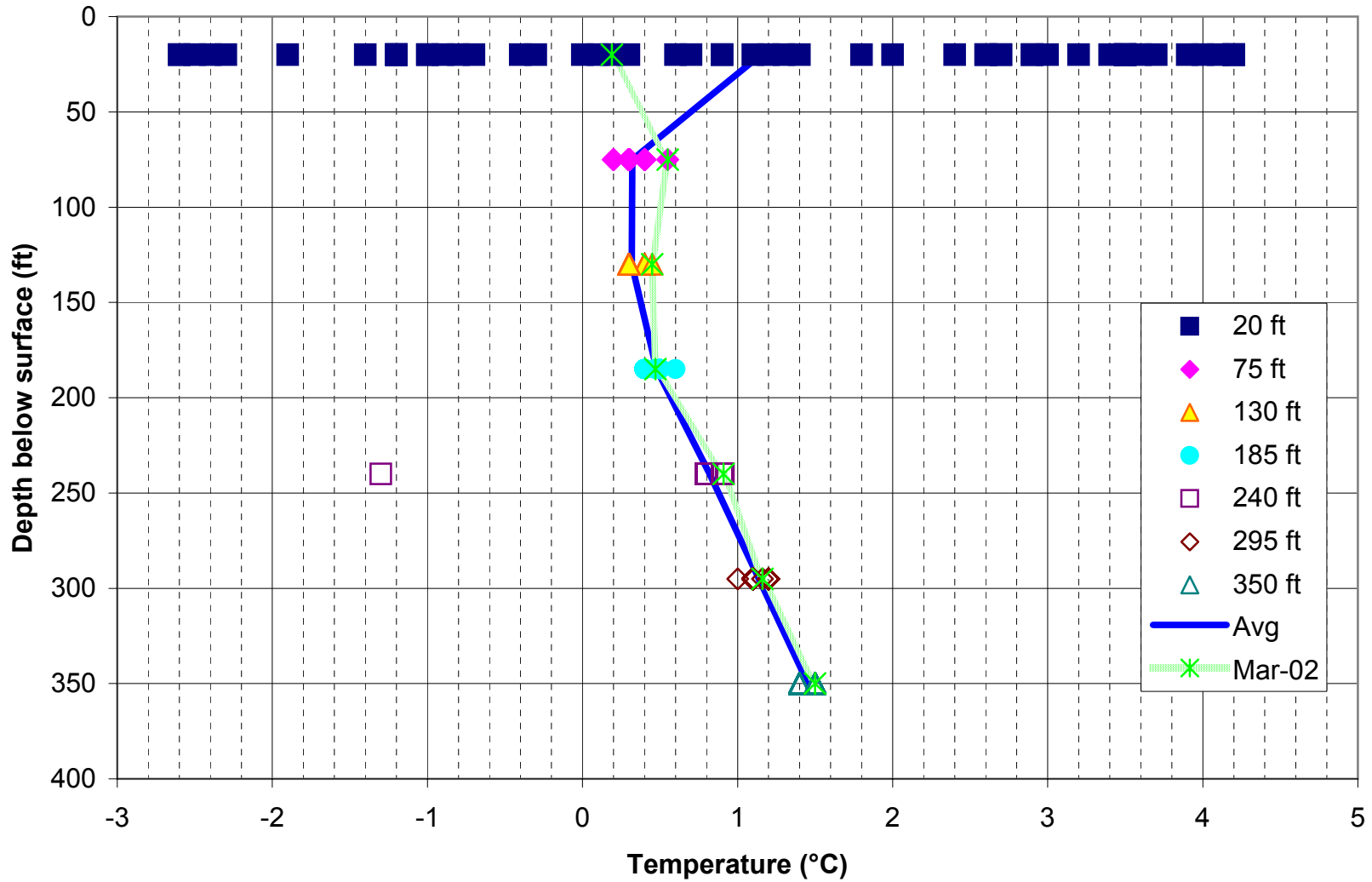
Temperature-monitoring hole AS3 Giant Mine



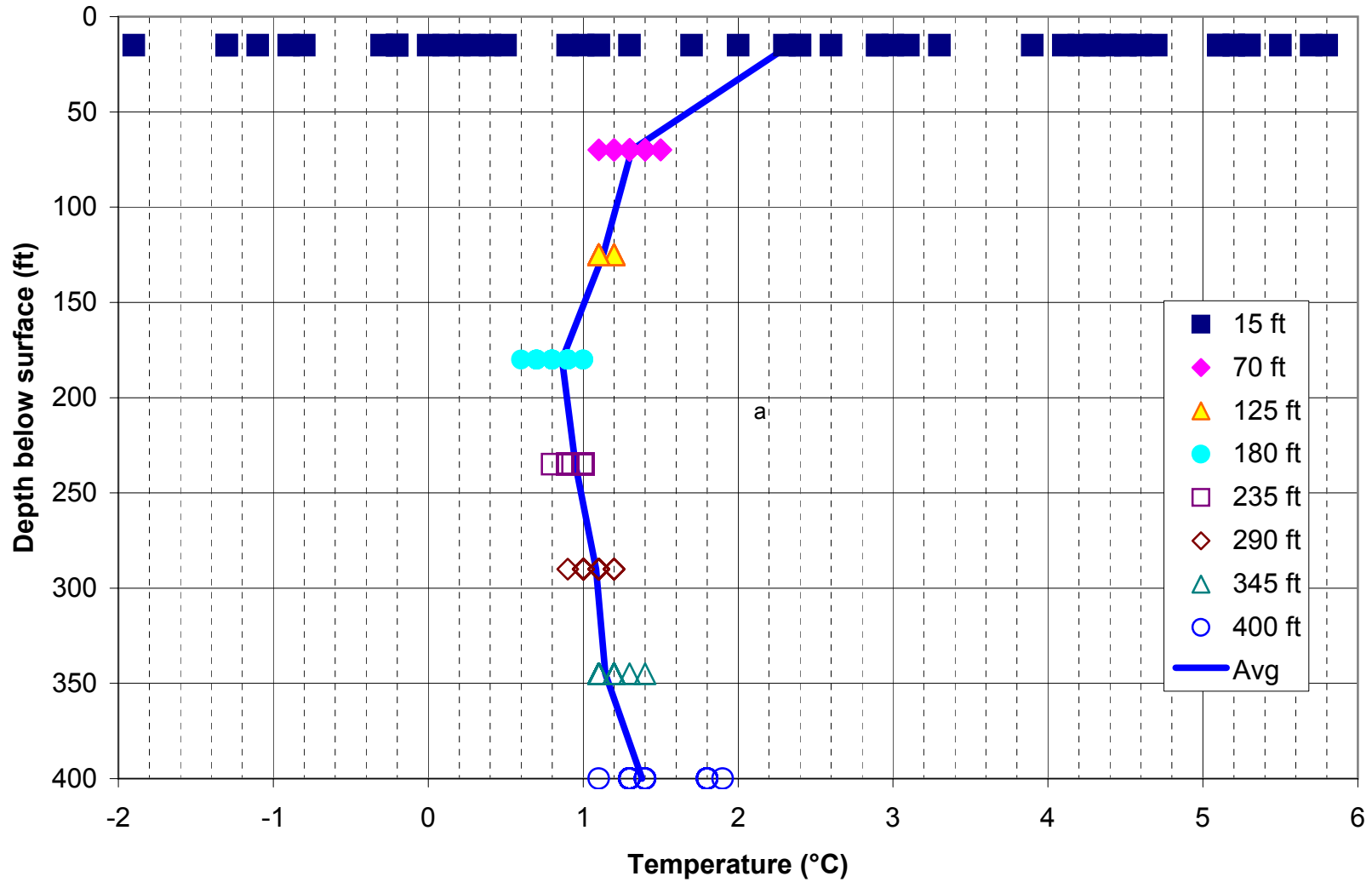
Temperature-monitoring hole AS4 Giant Mine



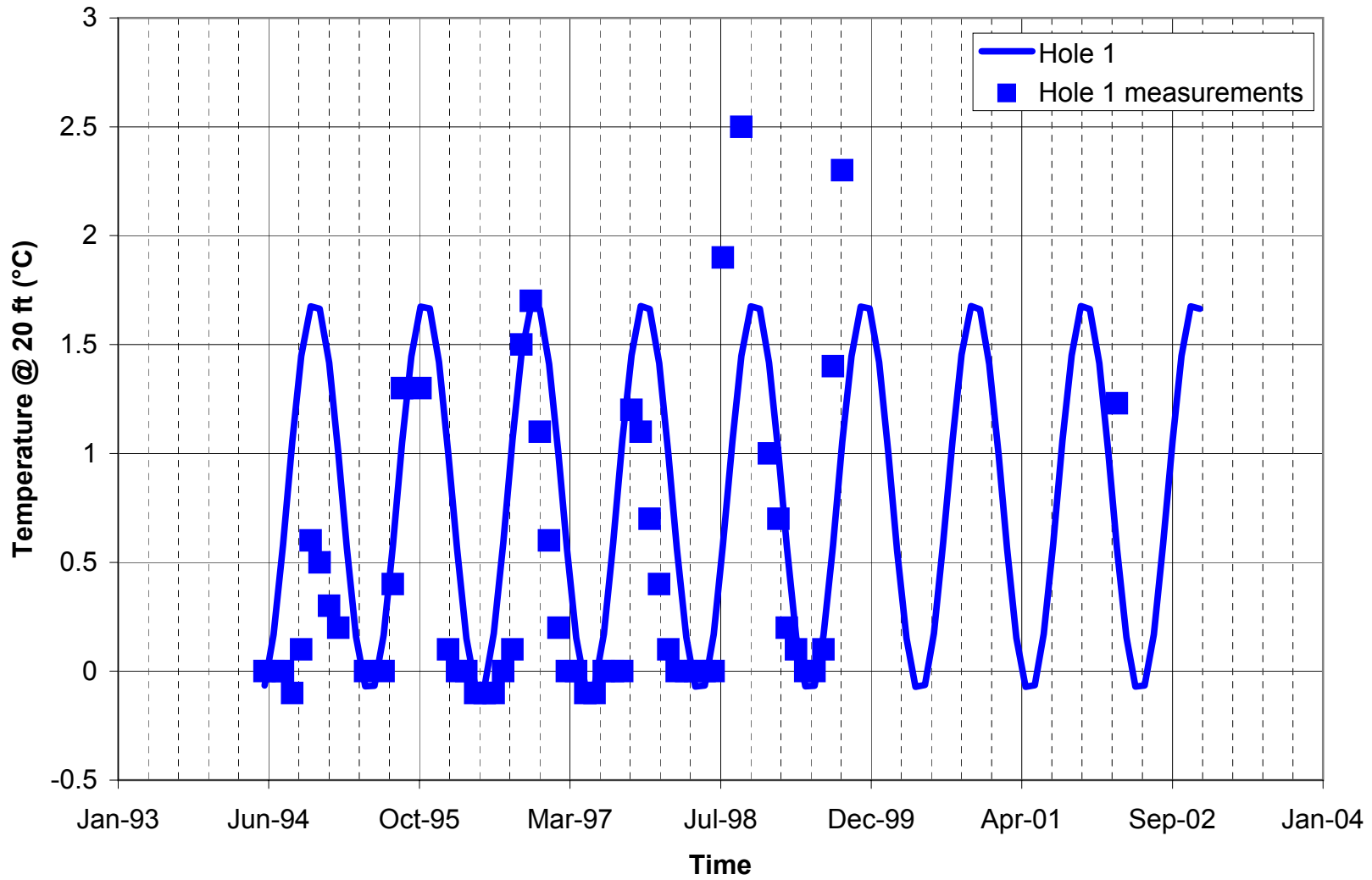
Temperature-monitoring hole AS5 Giant Mine



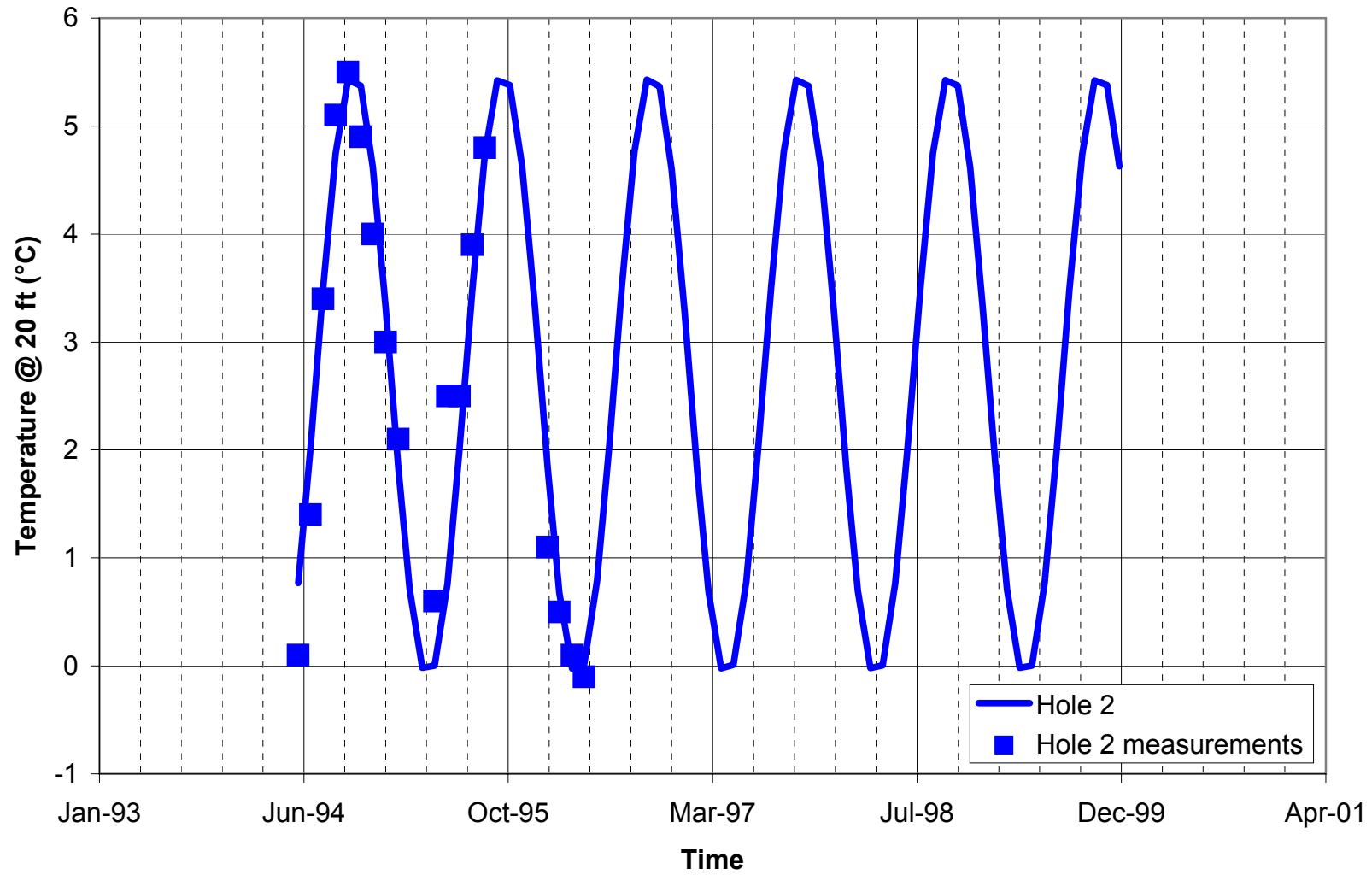
Temperature-monitoring hole AS6 Giant Mine



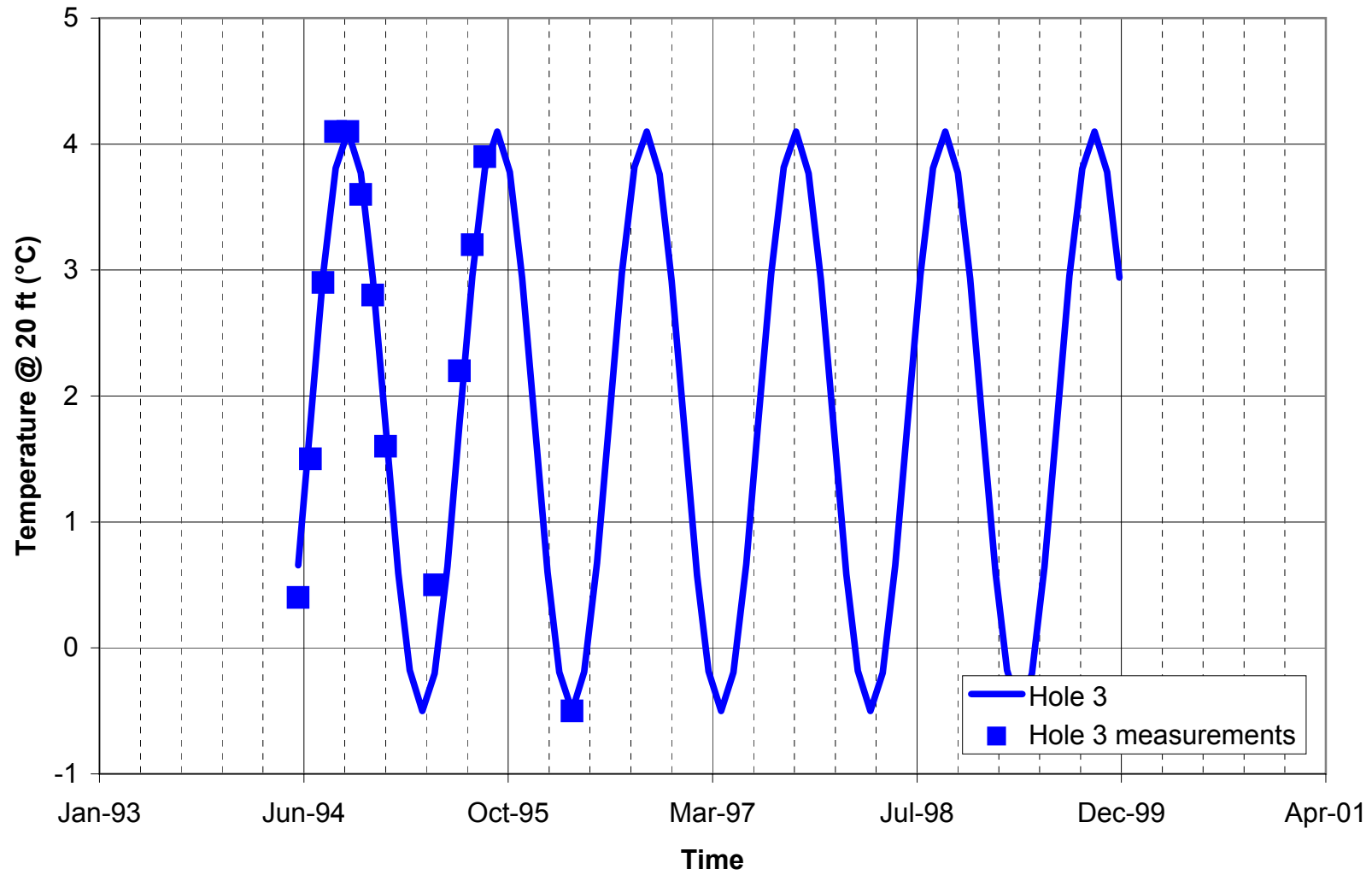
Temperature oscillation at 6.1 m below ground surface



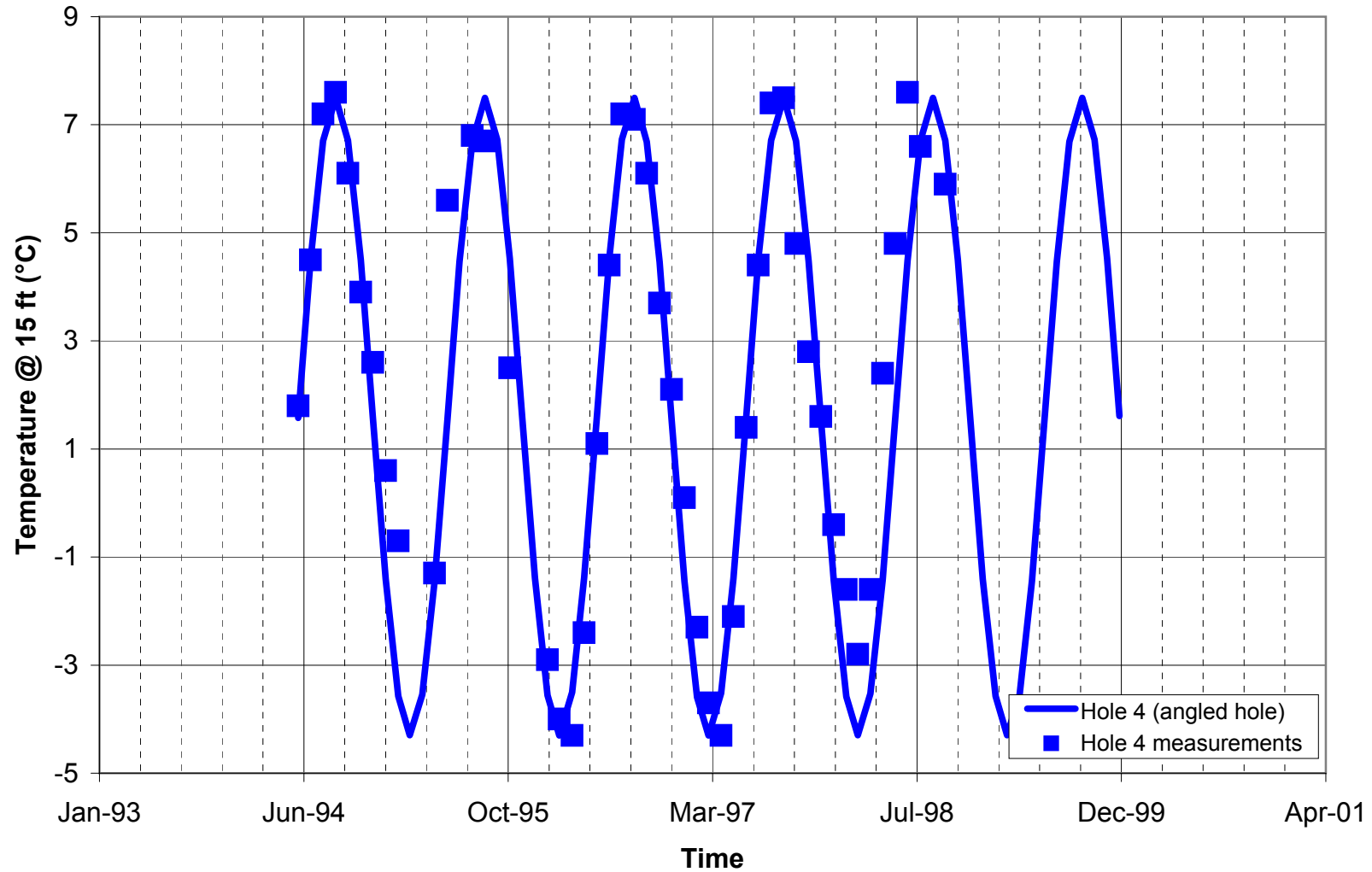
Temperature oscillation at 6.1 m below ground surface



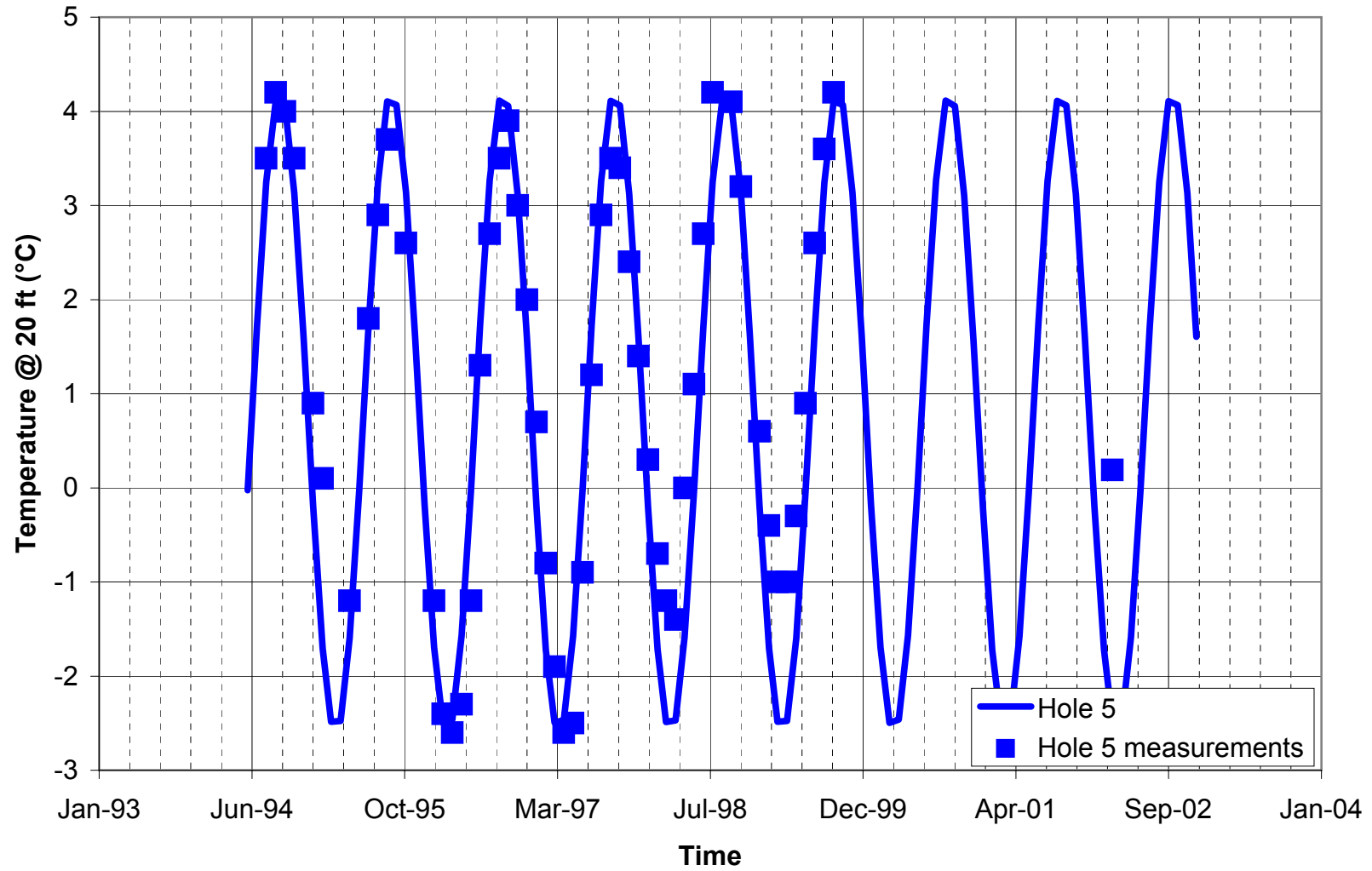
Temperature oscillation at 6.1 m below ground surface



Temperature oscillation at 3.35 m below ground surface (Angled hole dip=-48°)



Temperature oscillation at 6.1 m below ground surface



Temperature oscillation at 4.6 m below ground surface

