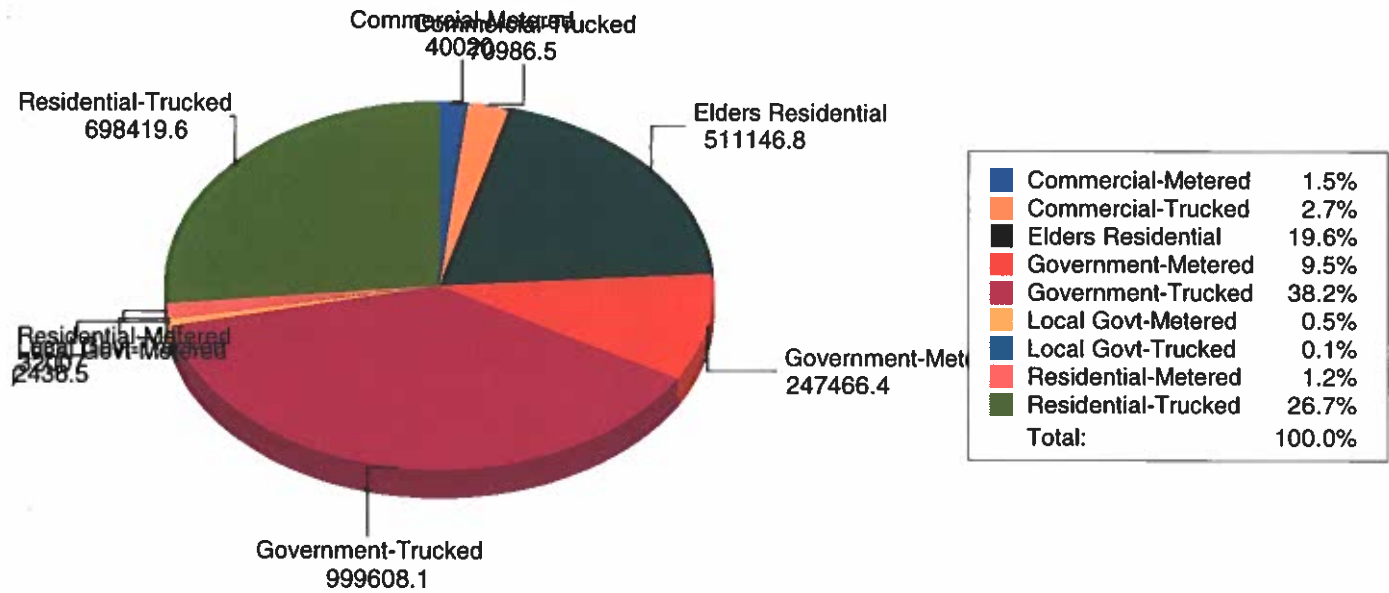


Delivery Summary By Water Rate

Date Range From: Jan-01-2019 To: Jan-31-2019



Water Rate

Litres Delivered

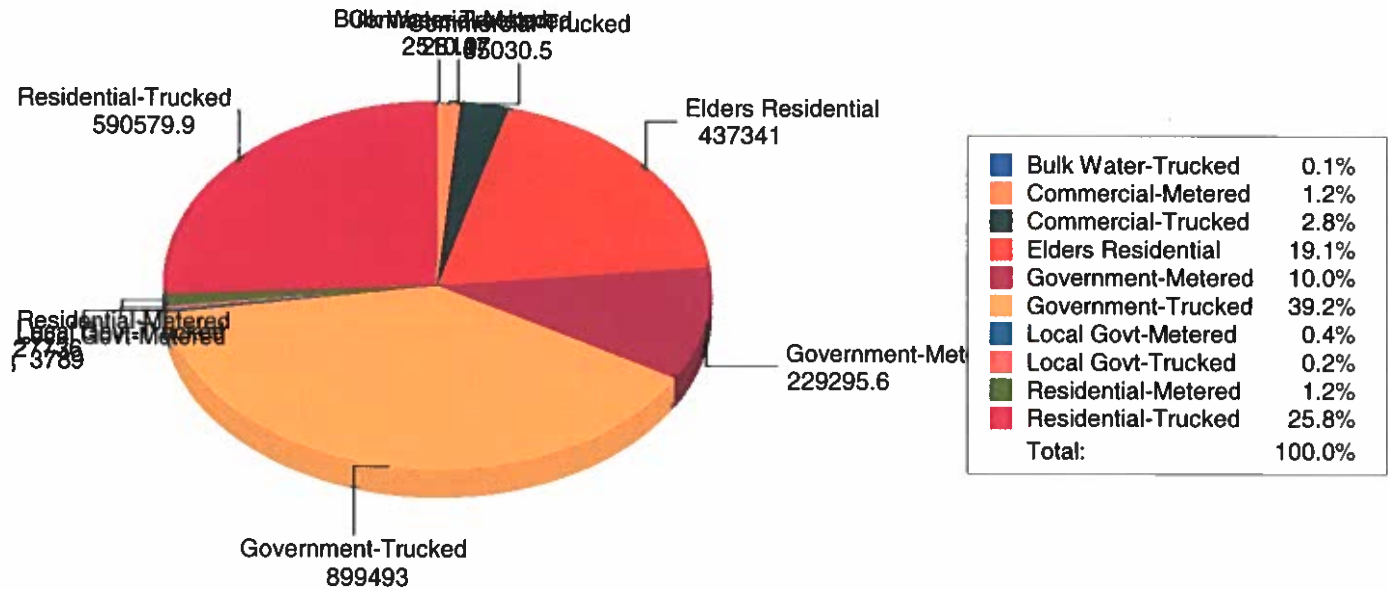
Commercial-Metered	40,020.00
Commercial-Trucked	70,986.50
Elders Residential	511,146.80
Government-Metered	247,466.40
Government-Trucked	999,608.10
Local Govt-Metered	12,302.30
Local Govt-Trucked	2,436.50
Residential-Metered	32,007.00
Residential-Trucked	698,419.60

Grand Total:

2,614,393.20

Delivery Summary By Water Rate

Date Range From:Feb-01-2019 To: Feb-28-2019



Water Rate

Litres Delivered

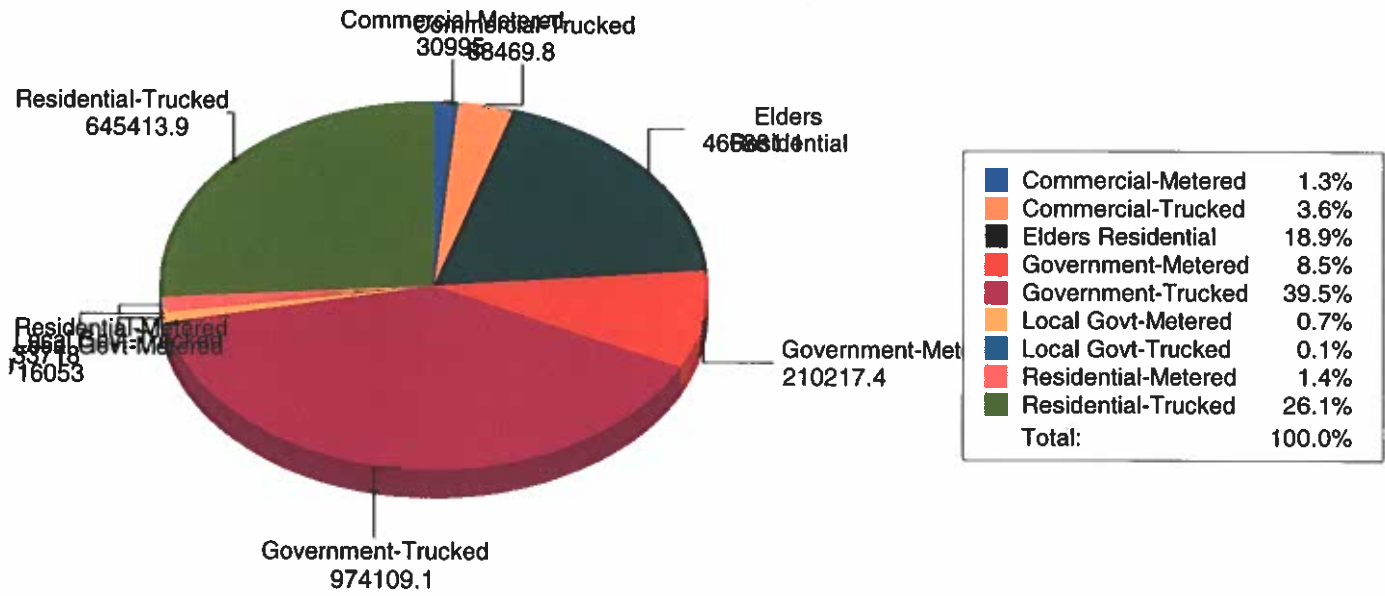
Bulk Water-Trucked	2,510.90
Commercial-Metered	28,117.00
Commercial-Trucked	65,030.50
Elders Residential	437,341.00
Government-Metered	229,295.60
Government-Trucked	899,493.00
Local Govt-Metered	8,961.80
Local Govt-Trucked	3,789.00
Residential-Metered	27,736.00
Residential-Trucked	590,579.90

Grand Total:

2,292,854.70

Delivery Summary By Water Rate

Date Range From: Mar-01-2019 To: Mar-31-2019



Water Rate

Litres Delivered

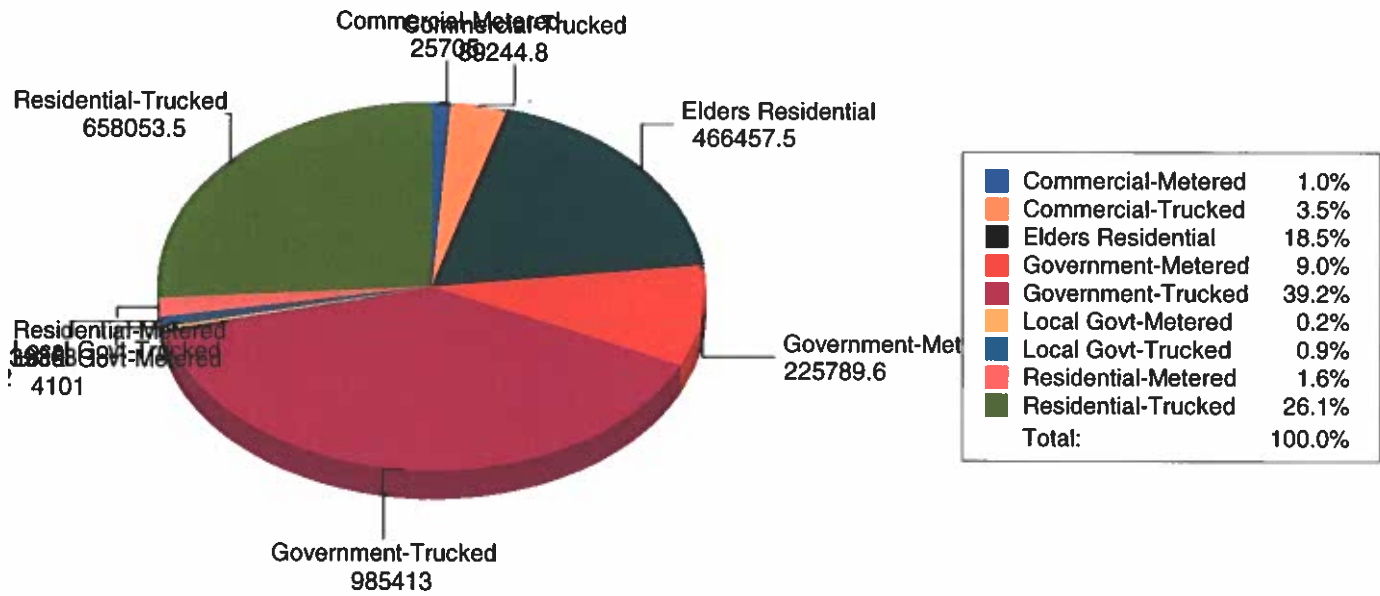
Commercial-Metered	30,995.00
Commercial-Trucked	88,469.80
Elders Residential	466,881.10
Government-Metered	210,217.40
Government-Trucked	974,109.10
Local Govt-Metered	16,053.00
Local Govt-Trucked	3,058.90
Residential-Metered	33,718.00
Residential-Trucked	645,413.90

Grand Total:

2,468,916.20

Delivery Summary By Water Rate

Date Range From: Apr-01-2019 To: Apr-30-2019



Water Rate

Litres Delivered

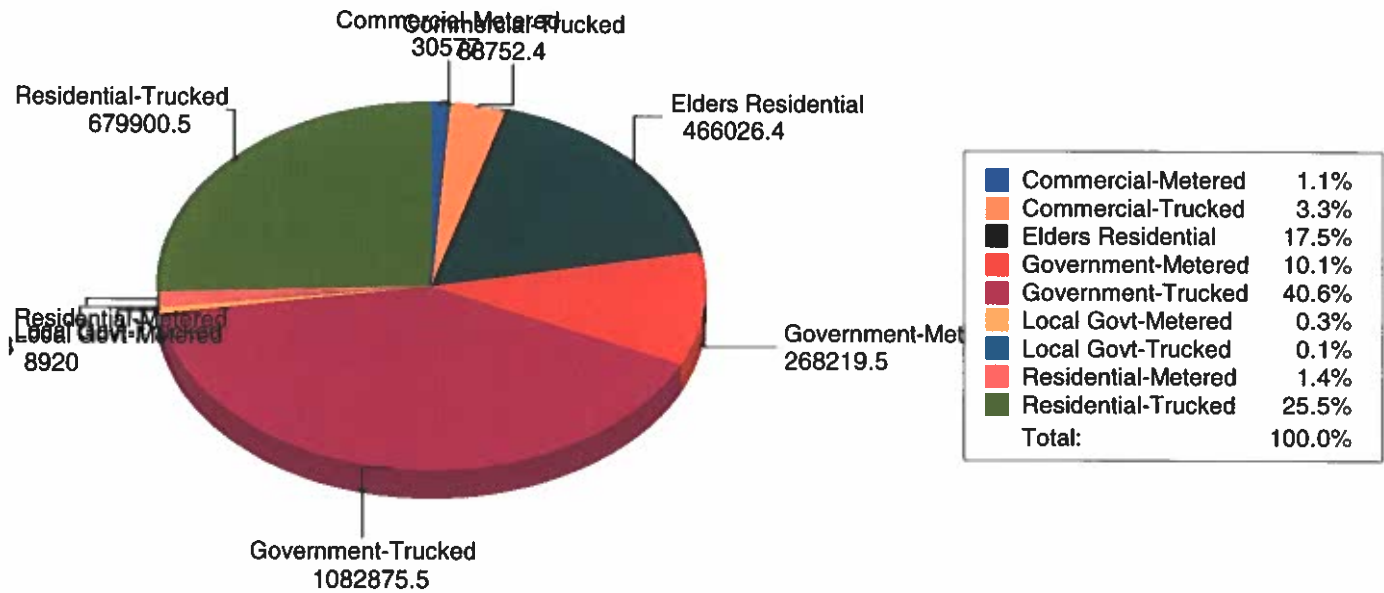
Commercial-Metered	25,705.00
Commercial-Trucked	89,244.80
Elders Residential	466,457.50
Government-Metered	225,789.60
Government-Trucked	985,413.00
Local Govt-Metered	4,101.00
Local Govt-Trucked	22,833.20
Residential-Metered	39,308.00
Residential-Trucked	658,053.50

Grand Total:

2,516,905.60

Delivery Summary By Water Rate

Date Range From: May-01-2019 To: May-31-2019



Water Rate

Litres Delivered

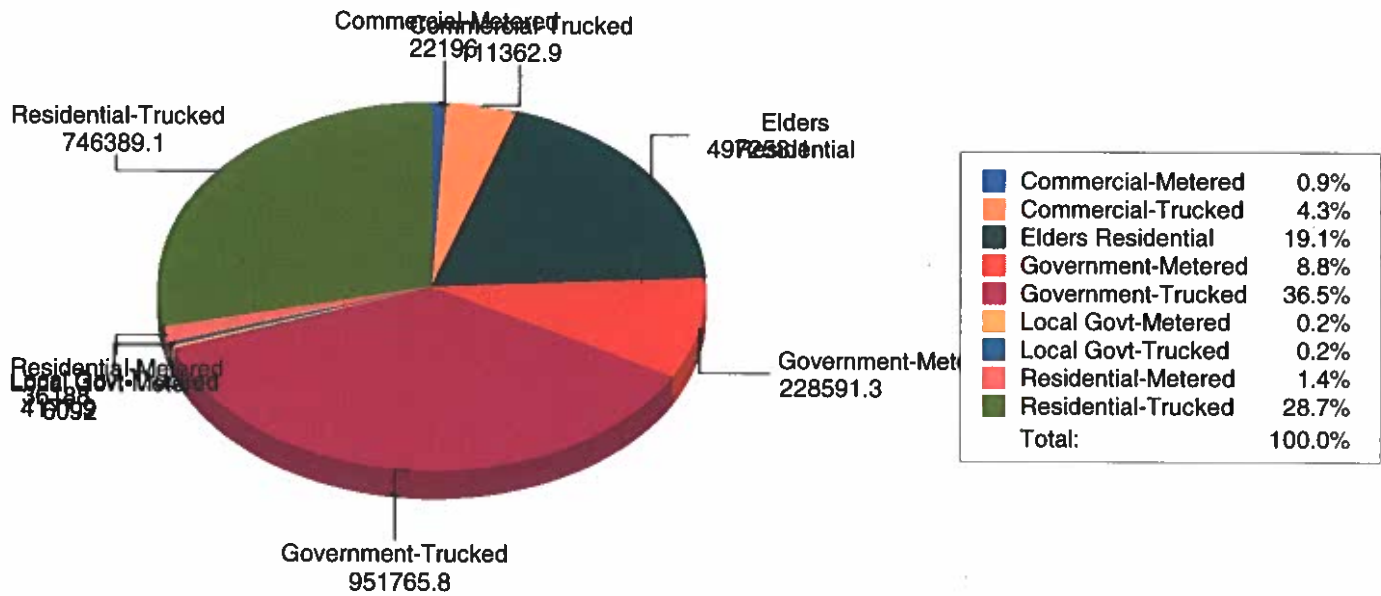
Commercial-Metered	30,577.00
Commercial-Trucked	88,752.40
Elders Residential	466,026.40
Government-Metered	268,219.50
Government-Trucked	1,082,875.50
Local Govt-Metered	8,920.00
Local Govt-Trucked	3,877.70
Residential-Metered	37,103.00
Residential-Trucked	679,900.50

Grand Total:

2,666,252.00

Delivery Summary By Water Rate

Date Range From: Jun-01-2019 To: Jun-30-2019



Water Rate

Litres Delivered

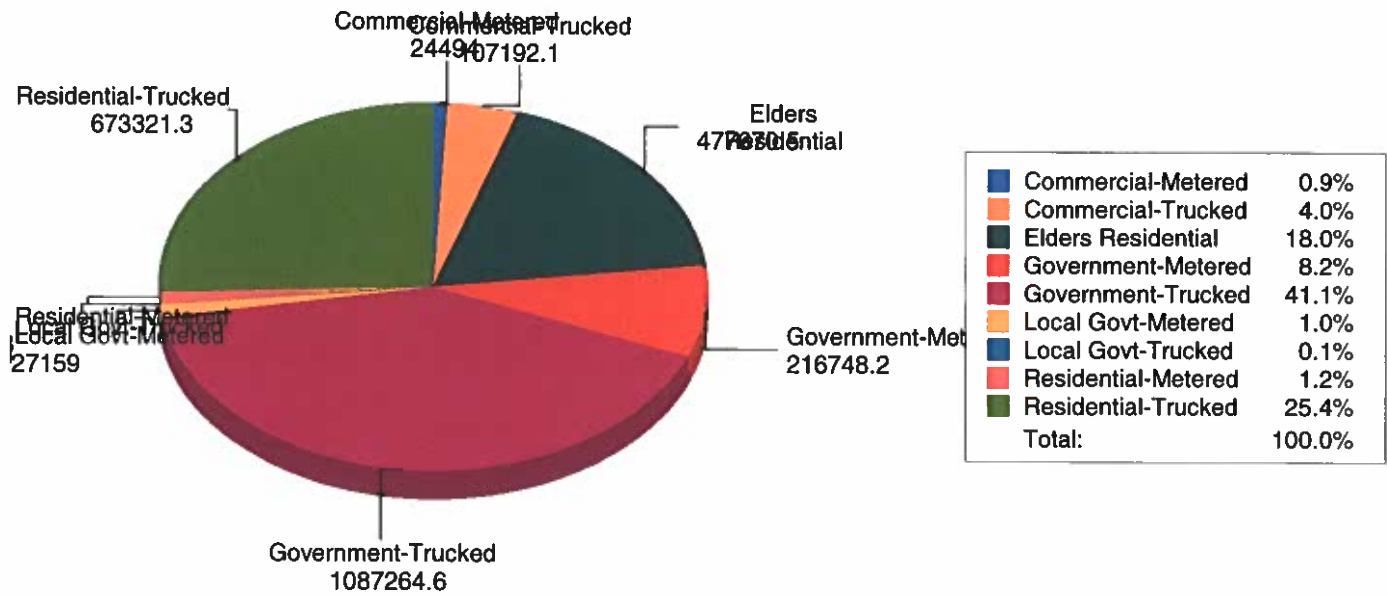
Commercial-Metered	22,196.00
Commercial-Trucked	111,362.90
Elders Residential	497,258.10
Government-Metered	228,591.30
Government-Trucked	951,765.80
Local Govt-Metered	6,092.00
Local Govt-Trucked	4,177.90
Residential-Metered	36,188.00
Residential-Trucked	746,389.10

Grand Total:

2,604,021.10

Delivery Summary By Water Rate

Date Range From: Jul-01-2019 To: Jul-31-2019



Water Rate

Litres Delivered

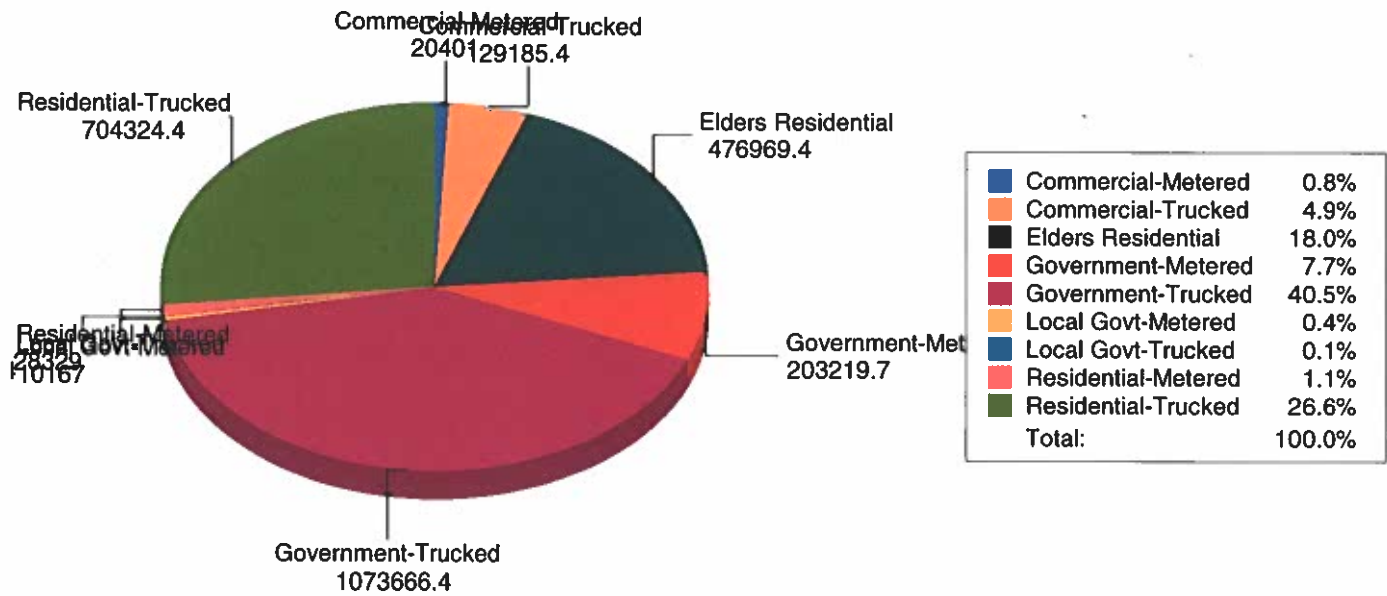
Commercial-Metered	24,494.00
Commercial-Trucked	107,192.10
Elders Residential	477,670.50
Government-Metered	216,748.20
Government-Trucked	1,087,264.60
Local Govt-Metered	27,159.00
Local Govt-Trucked	2,638.40
Residential-Metered	31,438.00
Residential-Trucked	673,321.30

Grand Total:

2,647,926.10

Delivery Summary By Water Rate

Date Range From:Aug-01-2019 To: Aug-31-2019



Water Rate

Litres Delivered

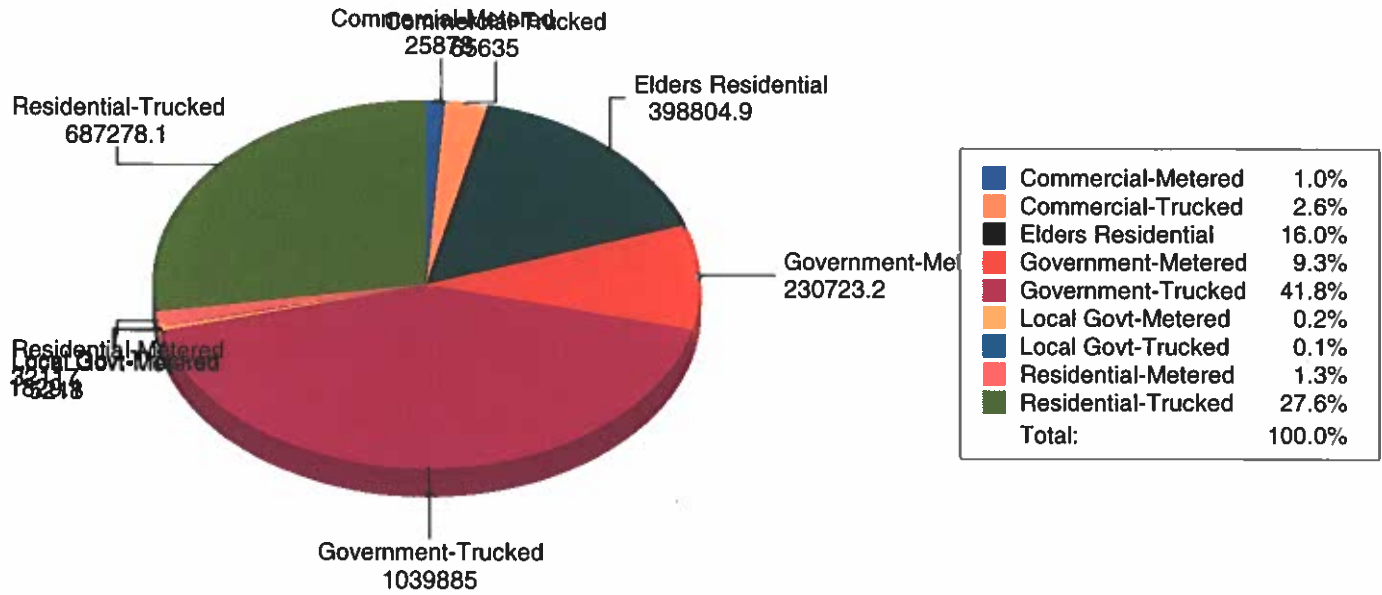
Commercial-Metered	20,401.00
Commercial-Trucked	129,185.40
Elders Residential	476,969.40
Government-Metered	203,219.70
Government-Trucked	1,073,666.40
Local Govt-Metered	10,167.00
Local Govt-Trucked	2,304.40
Residential-Metered	28,329.00
Residential-Trucked	704,324.40

Grand Total:

2,648,566.70

Delivery Summary By Water Rate

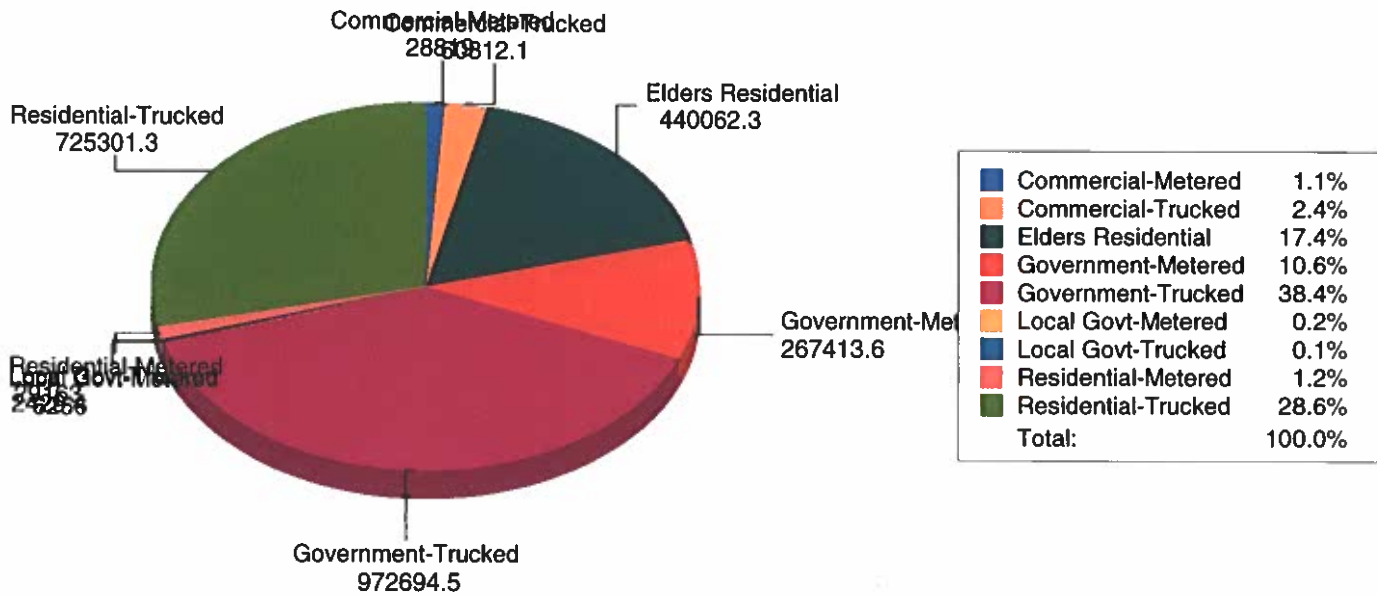
Date Range From: Sep-01-2019 To: Sep-30-2019



<u>Water Rate</u>	<u>Litres Delivered</u>
Commercial-Metered	25,878.00
Commercial-Trucked	65,635.00
Elders Residential	398,804.90
Government-Metered	230,723.20
Government-Trucked	1,039,885.00
Local Govt-Metered	5,218.00
Local Govt-Trucked	1,829.10
Residential-Metered	32,117.00
Residential-Trucked	687,278.10
Grand Total:	2,487,368.30

Delivery Summary By Water Rate

Date Range From: Oct-01-2019 To: Oct-31-2019



Water Rate

Litres Delivered

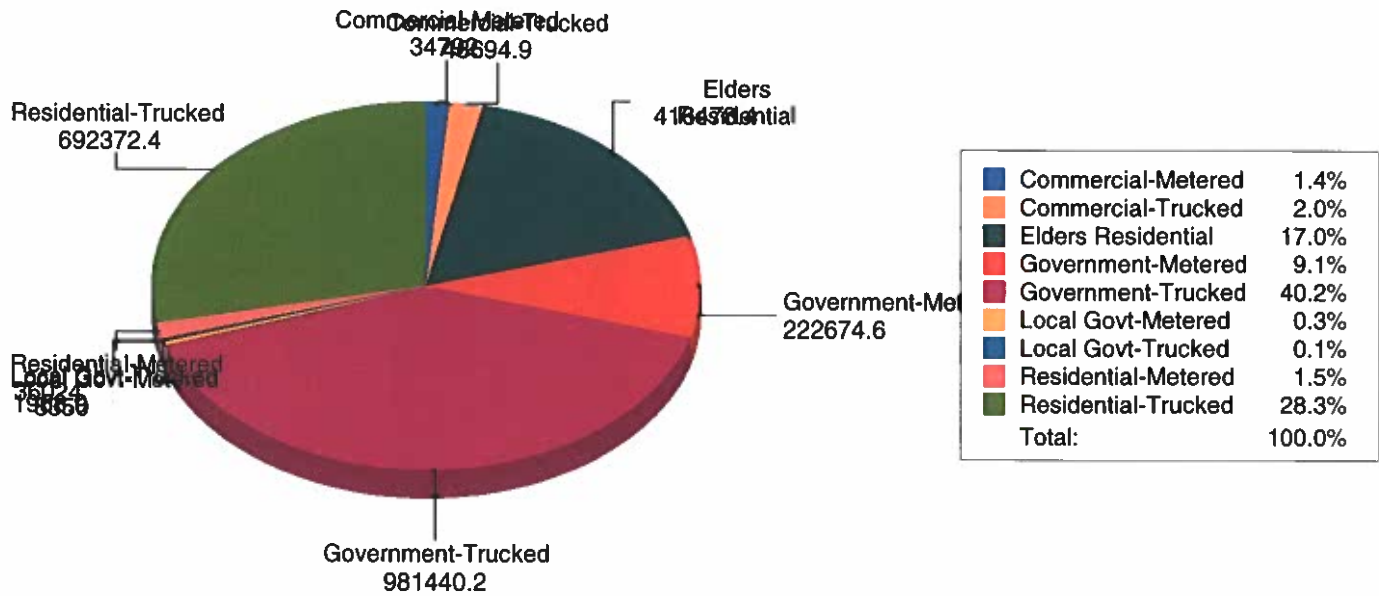
Commercial-Metered	28,819.00
Commercial-Trucked	60,812.10
Elders Residential	440,062.30
Government-Metered	267,413.60
Government-Trucked	972,694.50
Local Govt-Metered	6,256.00
Local Govt-Trucked	2,429.40
Residential-Metered	29,163.00
Residential-Trucked	725,301.30

Grand Total:

2,532,951.20

Delivery Summary By Water Rate

Date Range From:Nov-01-2019 To: Nov-30-2019



Water Rate

Litres Delivered

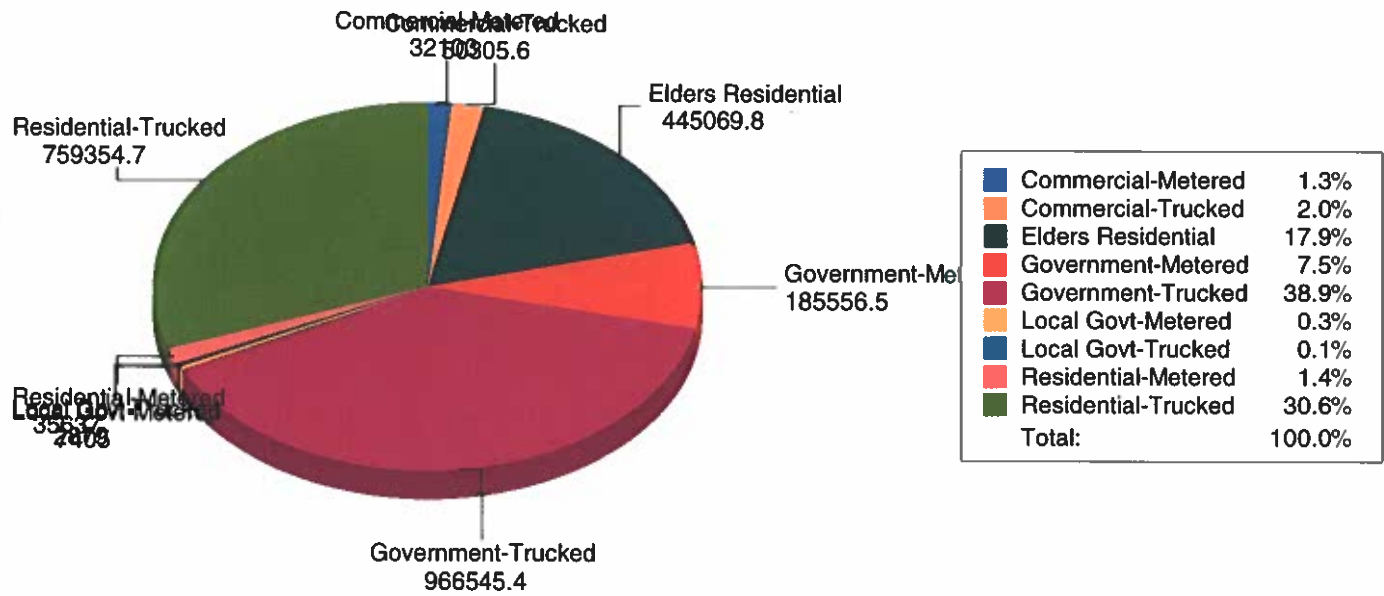
Commercial-Metered	34,792.00
Commercial-Trucked	48,694.90
Elders Residential	416,478.40
Government-Metered	222,674.60
Government-Trucked	981,440.20
Local Govt-Metered	8,350.00
Local Govt-Trucked	1,958.90
Residential-Metered	36,024.00
Residential-Trucked	692,372.40

Grand Total:

2,442,785.40

Delivery Summary By Water Rate

Date Range From: Dec-01-2019 To: Dec-31-2019



Water Rate

Litres Delivered

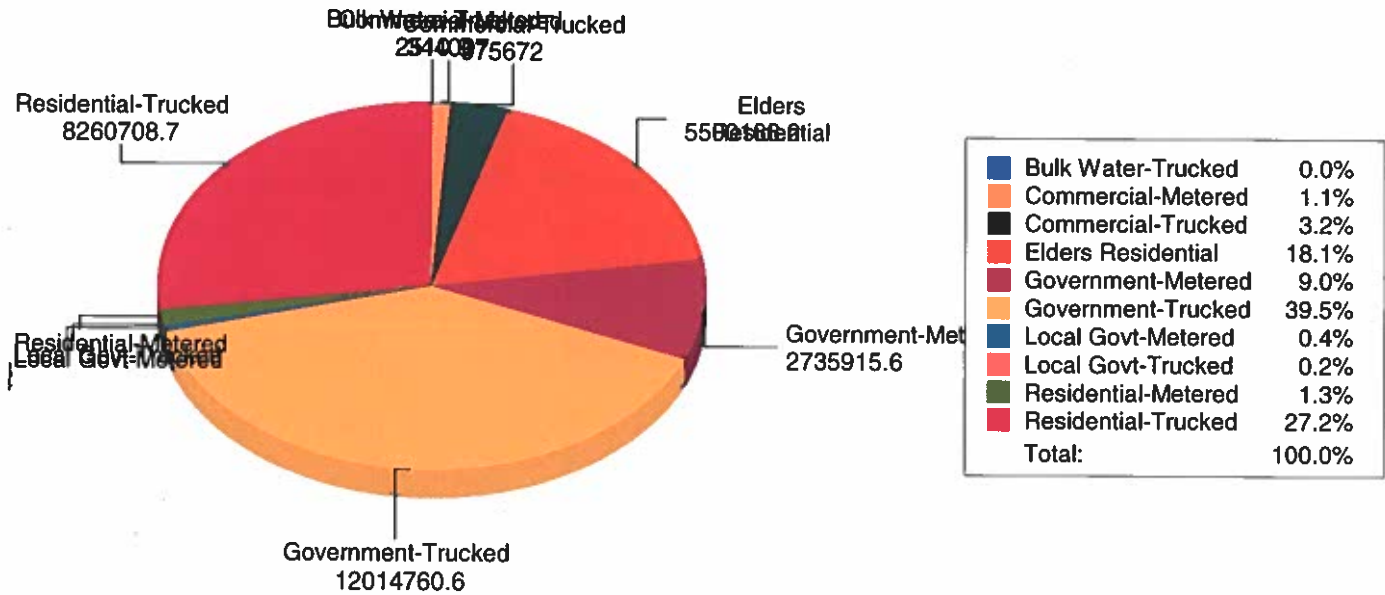
Commercial-Metered	32,103.00
Commercial-Trucked	50,305.60
Elders Residential	445,069.80
Government-Metered	185,556.50
Government-Trucked	966,545.40
Local Govt-Metered	7,405.00
Local Govt-Trucked	2,879.00
Residential-Metered	35,637.00
Residential-Trucked	759,354.70

Grand Total:

2,484,856.00

Delivery Summary By Water Rate

Date Range From: Jan-01-2019 To: Dec-31-2019



Water Rate

Litres Delivered

Bulk Water-Trucked	2,510.90
Commercial-Metered	344,097.00
Commercial-Trucked	975,672.00
Elders Residential	5,500,166.20
Government-Metered	2,735,915.60
Government-Trucked	12,014,760.60
Local Govt-Metered	120,985.10
Local Govt-Trucked	54,212.40
Residential-Metered	398,768.00
Residential-Trucked	8,260,708.70

Grand Total:

30,407,796.50