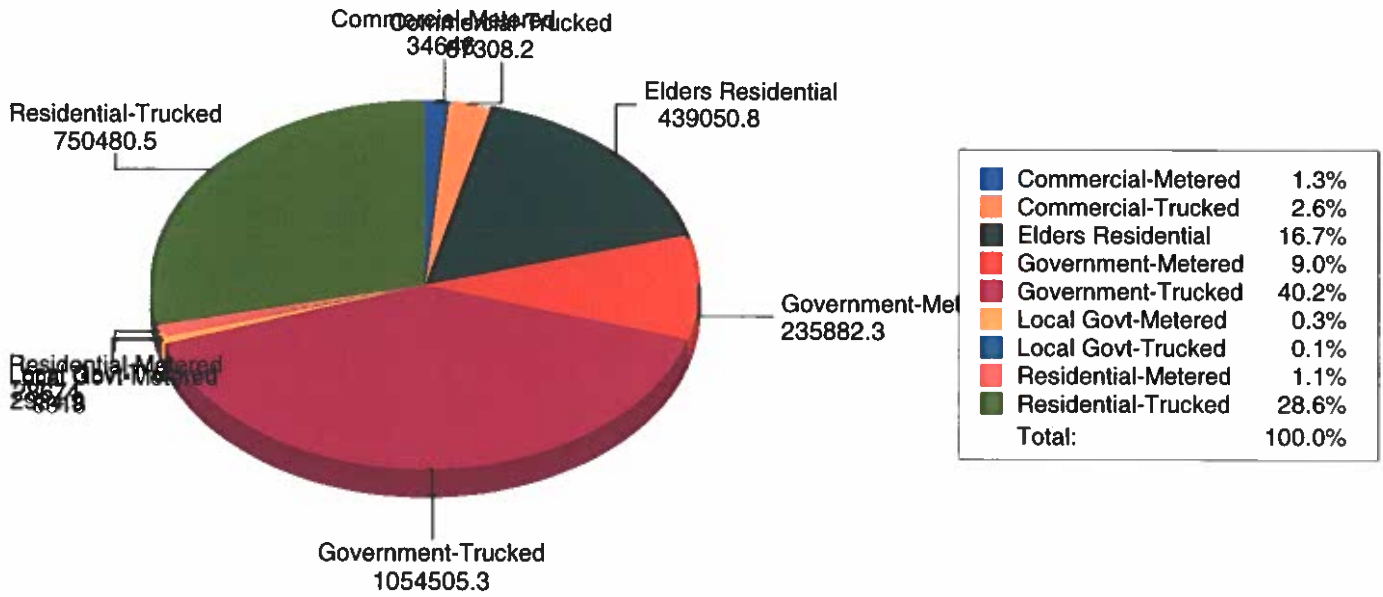


Delivery Summary By Water Rate

Date Range From:Jan-01-2020 To: Jan-31-2020



Water Rate

Litres Delivered

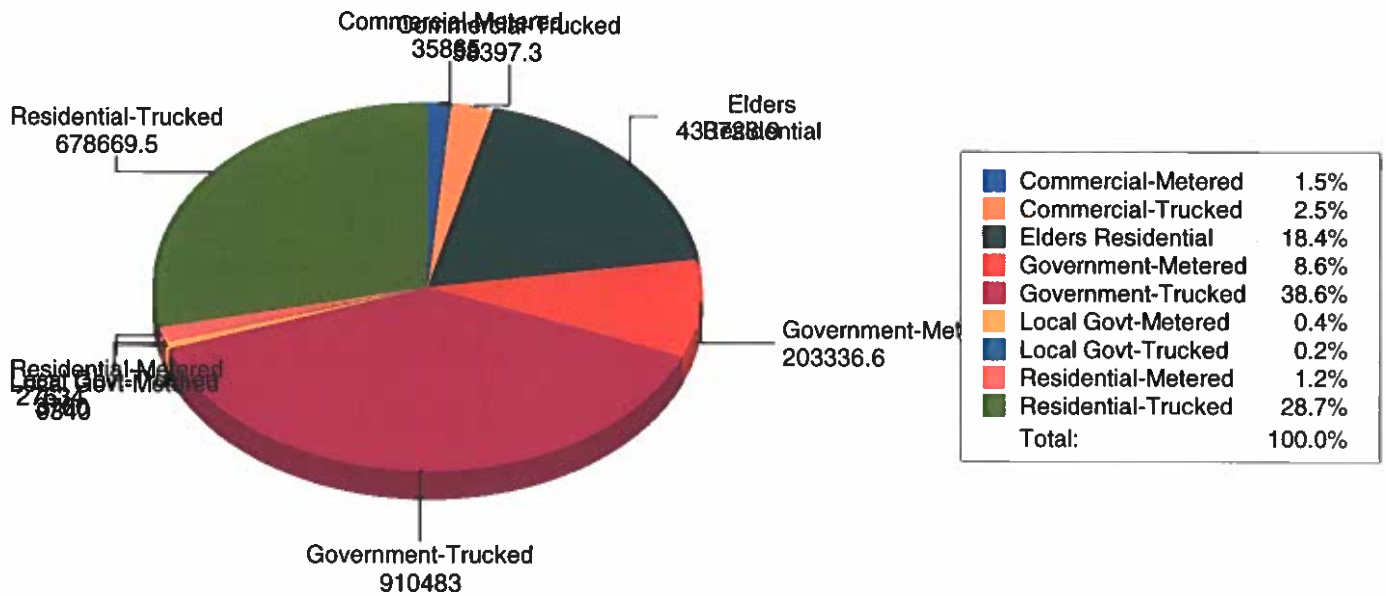
Commercial-Metered	34,646.00
Commercial-Trucked	67,308.20
Elders Residential	439,050.80
Government-Metered	235,882.30
Government-Trucked	1,054,505.30
Local Govt-Metered	8,318.00
Local Govt-Trucked	2,934.90
Residential-Metered	28,674.00
Residential-Trucked	750,480.50

Grand Total:

2,621,800.00

Delivery Summary By Water Rate

Date Range From:Feb-01-2020 To: Feb-29-2020



Water Rate

Litres Delivered

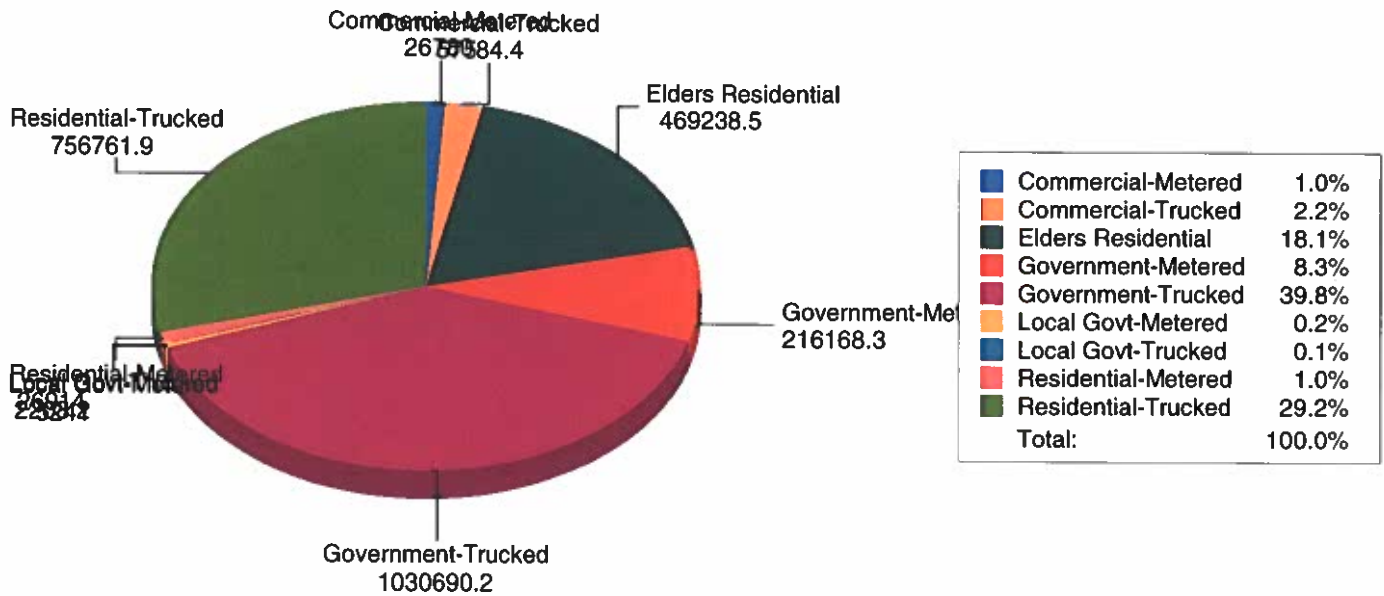
Commercial-Metered	35,865.00
Commercial-Trucked	58,397.30
Elders Residential	433,728.90
Government-Metered	203,336.60
Government-Trucked	910,483.00
Local Govt-Metered	9,340.00
Local Govt-Trucked	3,760.00
Residential-Metered	27,634.00
Residential-Trucked	678,669.50

Grand Total:

2,361,214.30

Delivery Summary By Water Rate

Date Range From:Mar-01-2020 To: Mar-31-2020



Water Rate

Litres Delivered

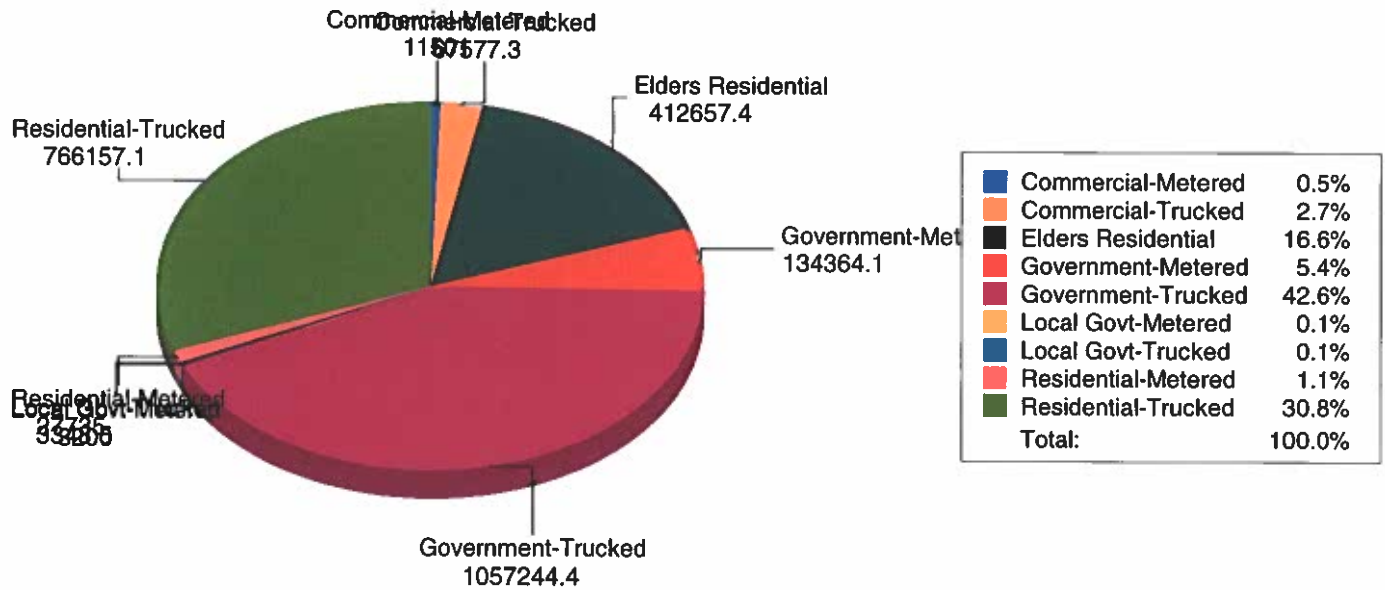
Commercial-Metered	26,780.00
Commercial-Trucked	57,584.40
Elders Residential	469,238.50
Government-Metered	216,168.30
Government-Trucked	1,030,690.20
Local Govt-Metered	5,241.00
Local Govt-Trucked	2,203.20
Residential-Metered	26,914.00
Residential-Trucked	756,761.90

Grand Total:

2,591,581.50

Delivery Summary By Water Rate

Date Range From:Apr-01-2020 To: Apr-30-2020



Water Rate

Litres Delivered

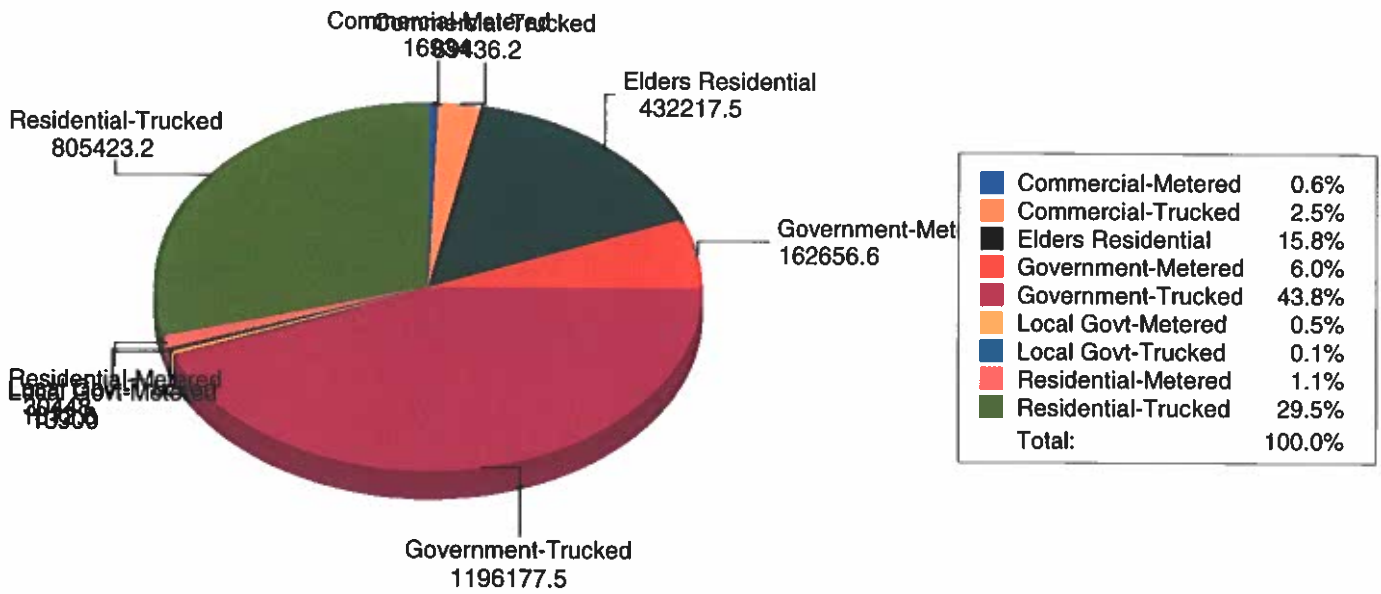
Commercial-Metered	11,501.00
Commercial-Trucked	67,577.30
Elders Residential	412,657.40
Government-Metered	134,364.10
Government-Trucked	1,057,244.40
Local Govt-Metered	3,200.00
Local Govt-Trucked	3,348.50
Residential-Metered	27,735.00
Residential-Trucked	766,157.10

Grand Total:

2,483,784.80

Delivery Summary By Water Rate

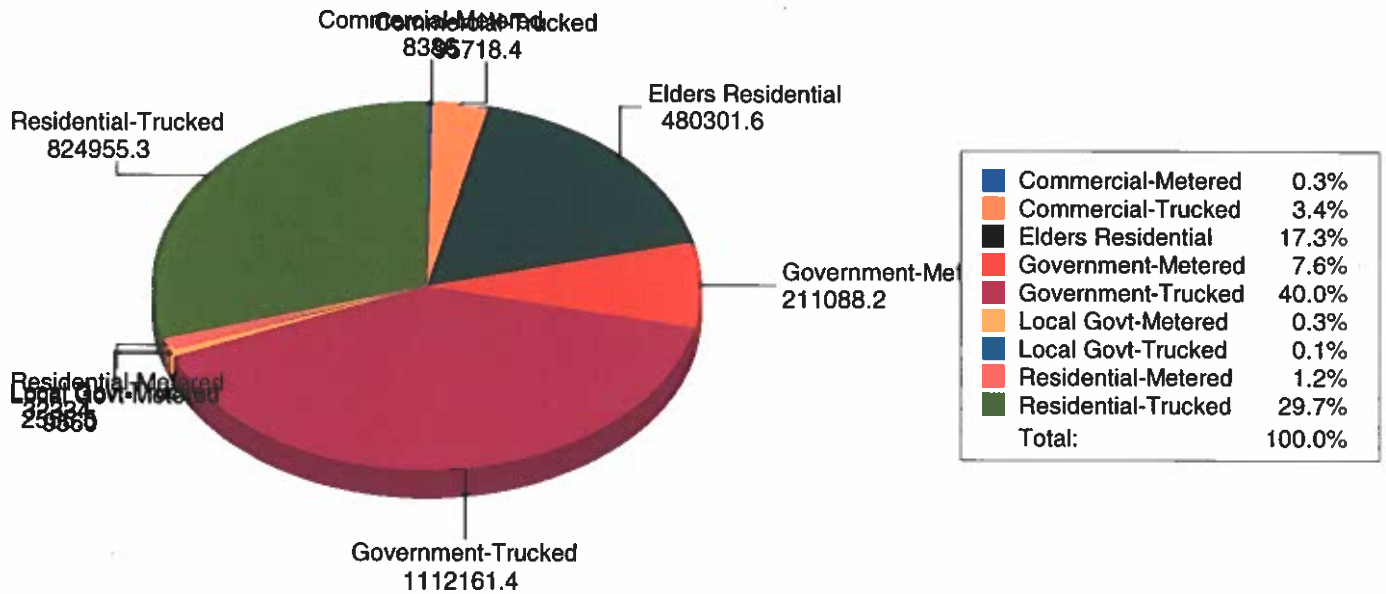
Date Range From: May-01-2020 To: May-31-2020



<u>Water Rate</u>	<u>Litres Delivered</u>
Commercial-Metered	16,934.00
Commercial-Trucked	69,436.20
Elders Residential	432,217.50
Government-Metered	162,656.60
Government-Trucked	1,196,177.50
Local Govt-Metered	13,900.00
Local Govt-Trucked	1,812.80
Residential-Metered	30,448.00
Residential-Trucked	805,423.20
Grand Total:	2,729,005.80

Delivery Summary By Water Rate

Date Range From:Jun-01-2020 To: Jun-30-2020



Water Rate

Litres Delivered

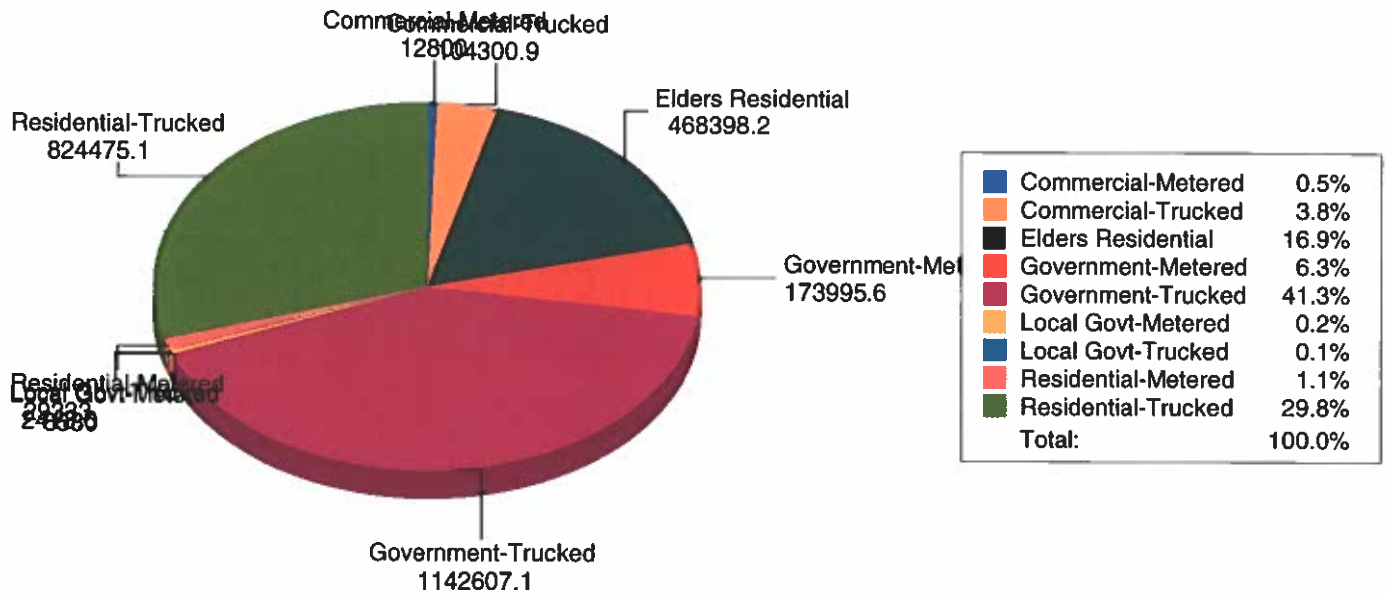
Commercial-Metered	8,386.00
Commercial-Trucked	95,718.40
Elders Residential	480,301.60
Government-Metered	211,088.20
Government-Trucked	1,112,161.40
Local Govt-Metered	9,560.00
Local Govt-Trucked	2,555.50
Residential-Metered	32,334.00
Residential-Trucked	824,955.30

Grand Total:

2,777,060.40

Delivery Summary By Water Rate

Date Range From: Jul-01-2020 To: Jul-31-2020



Water Rate

Litres Delivered

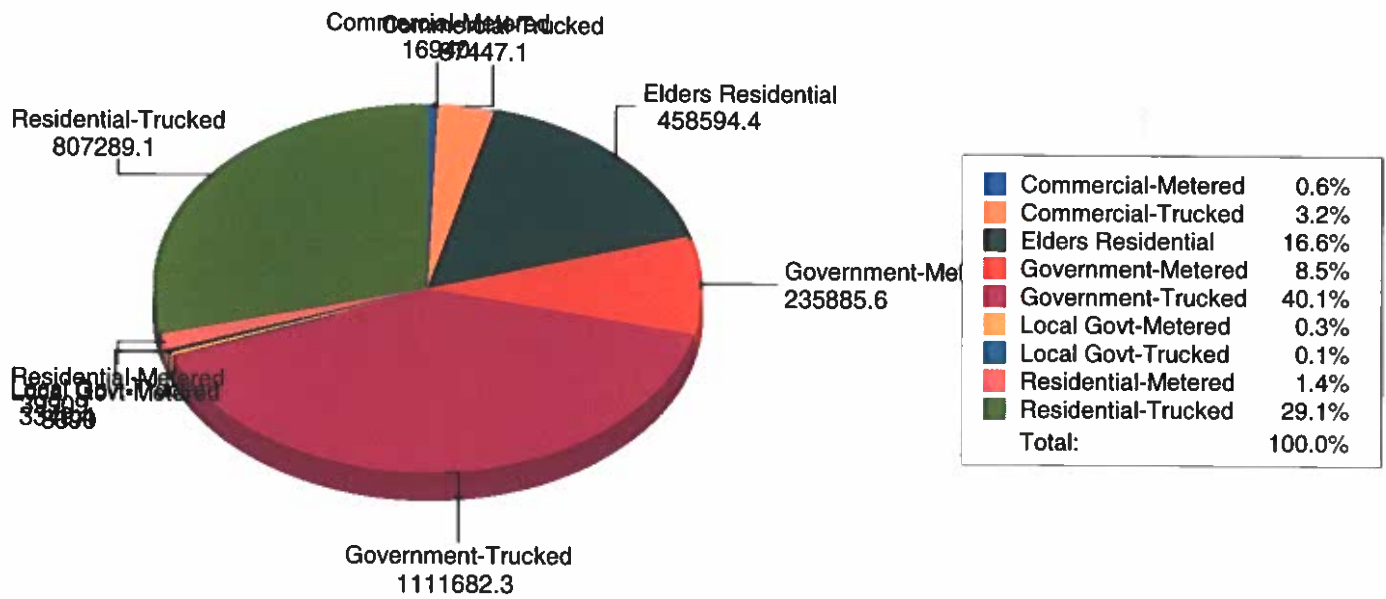
Commercial-Metered	12,800.00
Commercial-Trucked	104,300.90
Elders Residential	468,398.20
Government-Metered	173,995.59
Government-Trucked	1,142,607.10
Local Govt-Metered	6,580.00
Local Govt-Trucked	2,413.60
Residential-Metered	29,333.00
Residential-Trucked	824,475.10

Grand Total:

2,764,903.49

Delivery Summary By Water Rate

Date Range From: Aug-01-2020 To: Aug-31-2020



Water Rate

Litres Delivered

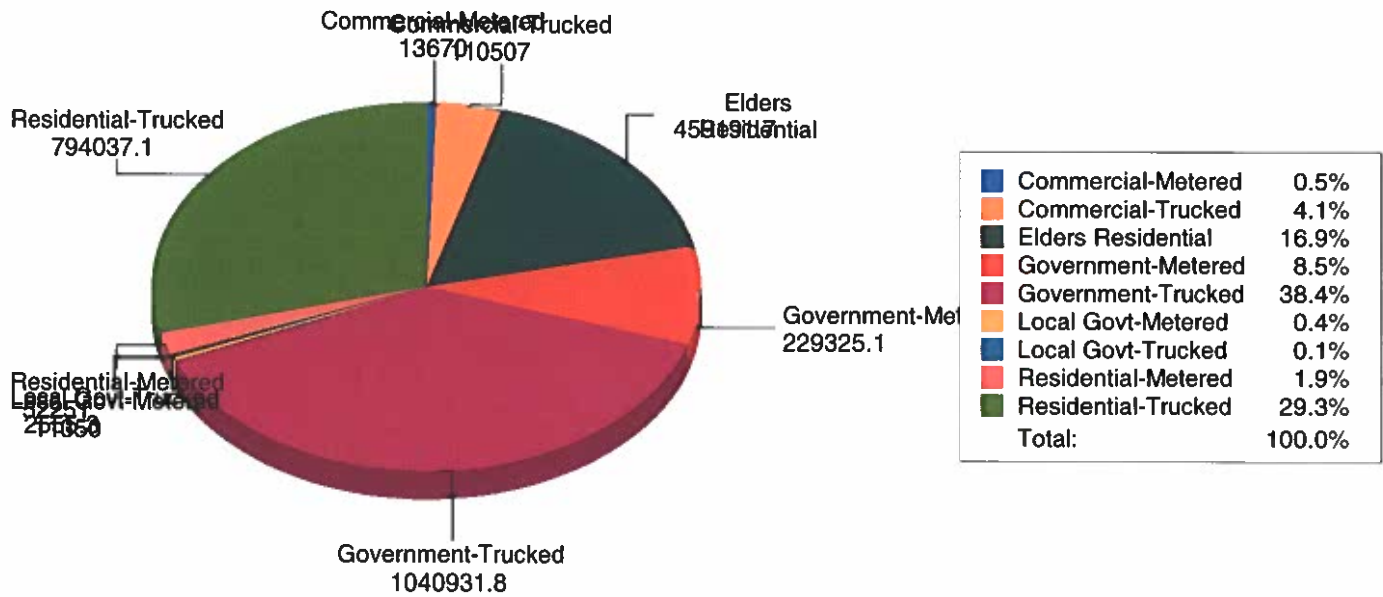
Commercial-Metered	16,940.00
Commercial-Trucked	87,447.10
Elders Residential	458,594.40
Government-Metered	235,885.61
Government-Trucked	1,111,682.30
Local Govt-Metered	8,390.00
Local Govt-Trucked	3,349.40
Residential-Metered	39,909.00
Residential-Trucked	807,289.10

Grand Total:

2,769,486.91

Delivery Summary By Water Rate

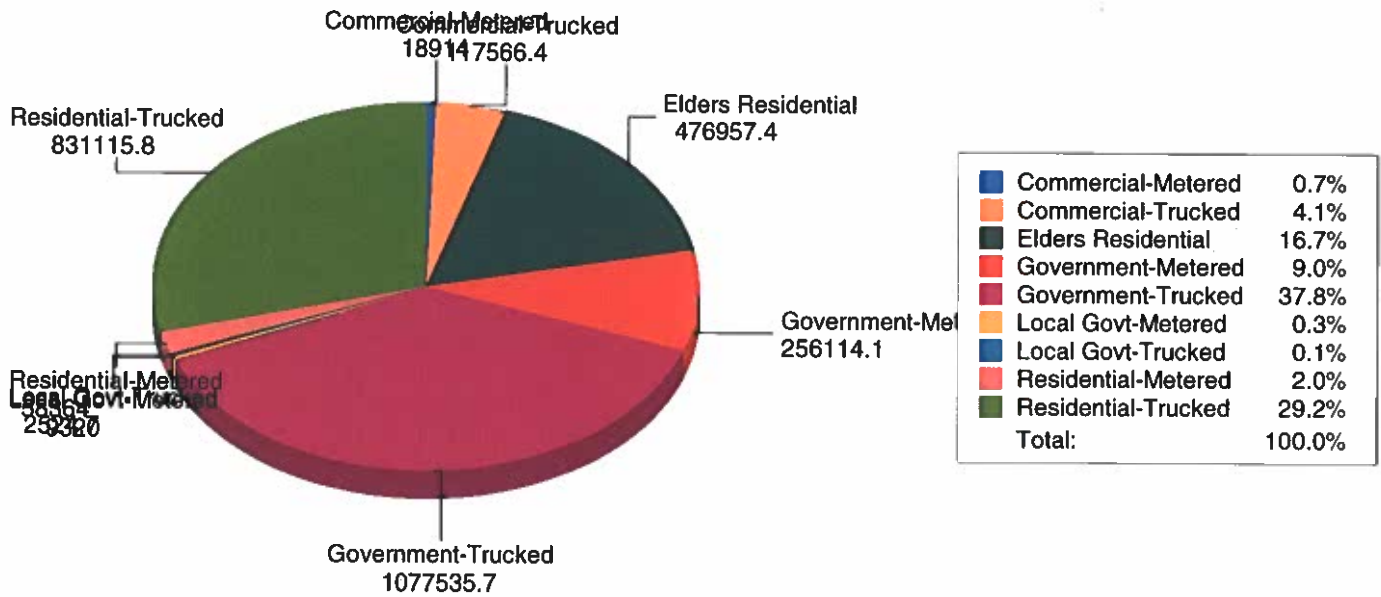
Date Range From: Sep-01-2020 To: Sep-30-2020



<u>Water Rate</u>	<u>Litres Delivered</u>
Commercial-Metered	13,670.00
Commercial-Trucked	110,507.00
Elders Residential	459,191.70
Government-Metered	229,325.10
Government-Trucked	1,040,931.80
Local Govt-Metered	11,350.00
Local Govt-Trucked	2,555.30
Residential-Metered	52,251.00
Residential-Trucked	794,037.10
Grand Total:	2,713,819.00

Delivery Summary By Water Rate

Date Range From: Oct-01-2020 To: Oct-31-2020



Water Rate

Litres Delivered

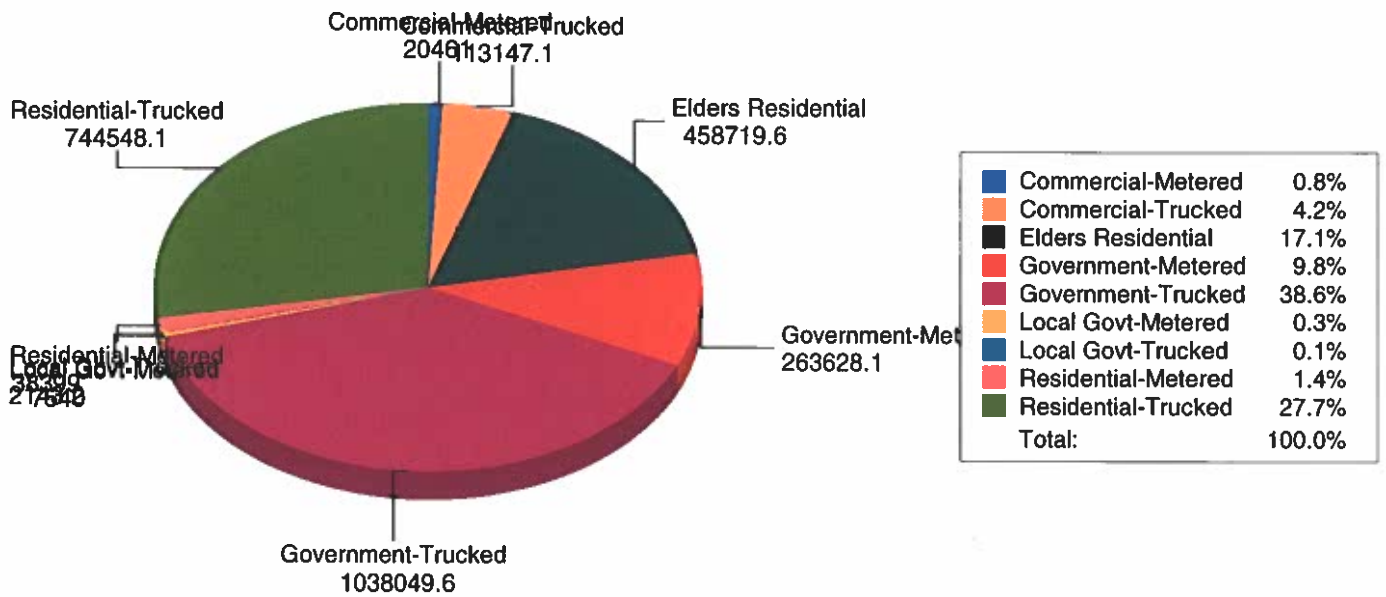
Commercial-Metered	18,914.00
Commercial-Trucked	117,566.40
Elders Residential	476,957.40
Government-Metered	256,114.10
Government-Trucked	1,077,535.70
Local Govt-Metered	9,320.00
Local Govt-Trucked	2,524.70
Residential-Metered	58,364.00
Residential-Trucked	831,115.80

Grand Total:

2,848,412.10

Delivery Summary By Water Rate

Date Range From:Nov-01-2020 To: Nov-30-2020



Water Rate

Litres Delivered

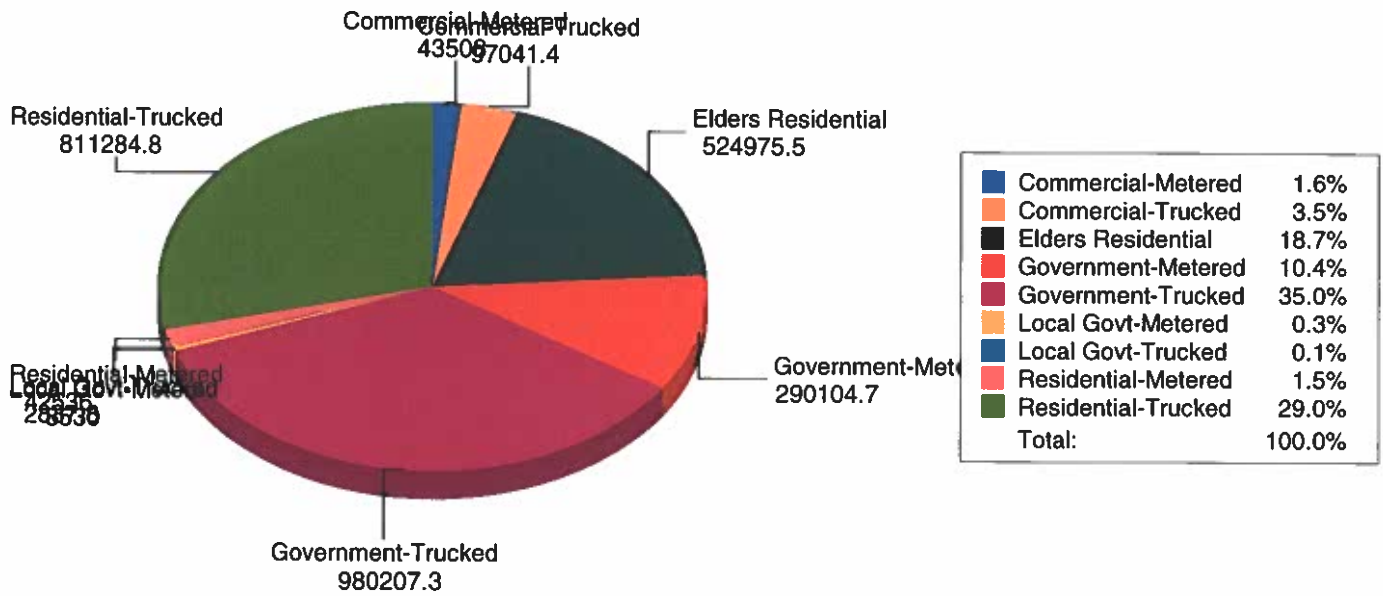
Commercial-Metered	20,461.00
Commercial-Trucked	113,147.10
Elders Residential	458,719.60
Government-Metered	263,628.10
Government-Trucked	1,038,049.60
Local Govt-Metered	7,540.00
Local Govt-Trucked	2,143.20
Residential-Metered	38,399.00
Residential-Trucked	744,548.10

Grand Total:

2,686,635.70

Delivery Summary By Water Rate

Date Range From:Dec-01-2020 To: Dec-31-2020



Water Rate

Litres Delivered

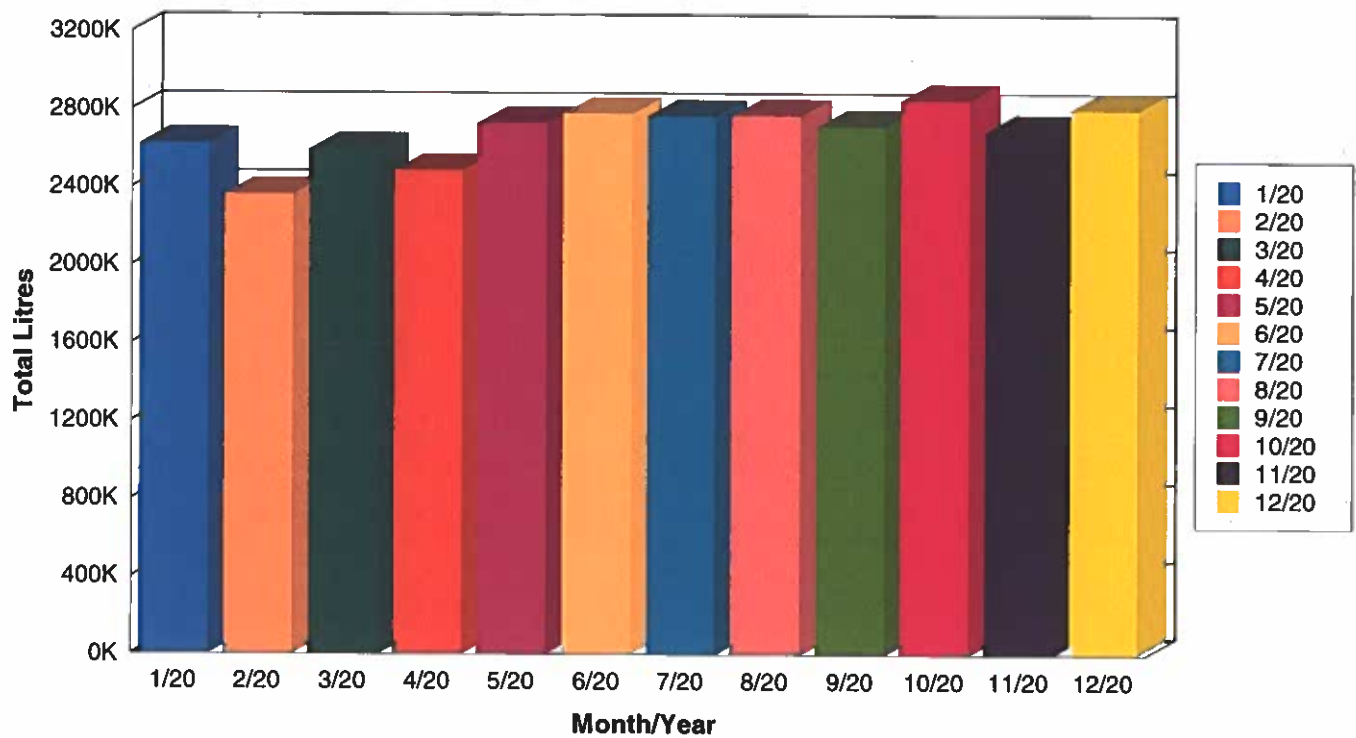
Commercial-Metered	43,508.00
Commercial-Trucked	97,041.40
Elders Residential	524,975.50
Government-Metered	290,104.70
Government-Trucked	980,207.30
Local Govt-Metered	8,530.00
Local Govt-Trucked	2,837.80
Residential-Metered	42,536.00
Residential-Trucked	811,284.80

Grand Total:

2,801,025.50

Delivery Summary By Month and Year

Date Range From:Jan-01-2020 To: Dec-31-2020

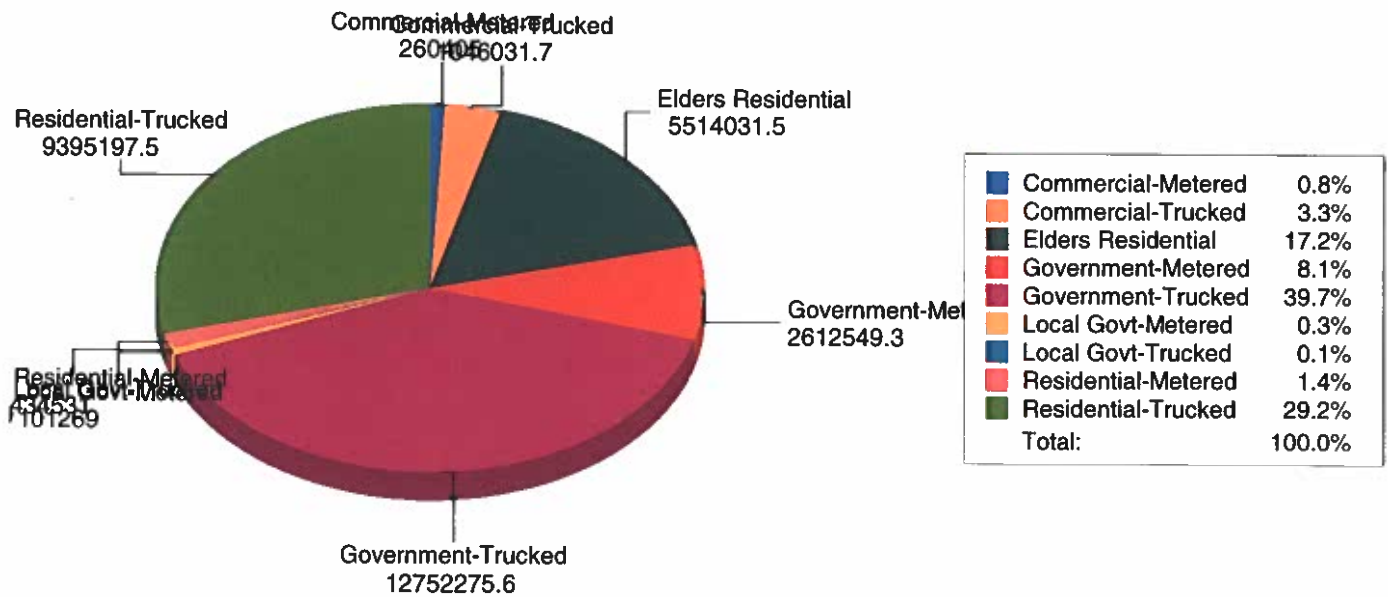


<u>Month / Year</u>	<u>Litres Delivered</u>
January 2020	2,621,800.00
February 2020	2,361,214.30
March 2020	2,591,581.50
April 2020	2,483,784.80
May 2020	2,729,005.80
June 2020	2,777,060.40
July 2020	2,764,903.49
August 2020	2,769,486.91
September 2020	2,713,819.00
October 2020	2,848,412.10
November 2020	2,686,635.70
December 2020	2,801,025.50

Grand Total: 32,148,729.50

Delivery Summary By Water Rate

Date Range From:Jan-01-2020 To: Dec-31-2020



Water Rate

Litres Delivered

Commercial-Metered	260,405.00
Commercial-Trucked	1,046,031.70
Elders Residential	5,514,031.50
Government-Metered	2,612,549.30
Government-Trucked	12,752,275.60
Local Govt-Metered	101,269.00
Local Govt-Trucked	32,438.90
Residential-Metered	434,531.00
Residential-Trucked	9,395,197.50

Grand Total:

32,148,729.50