

NOTES:

- 1 - UNIT CONFORMS TO ULC S655 SPECIFICATIONS.
- 2 - PRODUCTION TESTING: 10 - 20 kPa (1.4 - 2.9 psi) AIR TEST.
- 3 - DIMENSIONS ARE IN SI [IMPERIAL] UNITS AND MAY VARY DUE TO MANUFACTURING TOLERANCES.
- 4 - ALL COMPONENTS ARE SUPPLIED BY WESTEEL UNLESS OTHERWISE SPECIFIED.
- 5 - DECALS: WESTEEL AND UL STANDARD DECALS ARE INSTALLED AS REQUIRED.
- 6 - ALL EXTERIOR SURFACES ARE PREPARED WHITE TO WCS-2 SPECIFICATIONS.
- 7 - NO INTERIOR COATING.
- 8 - OVERFILL DEVICE IS COMPLIANT TO ULC-S661-10 SPECIFICATIONS AND SHUT-OFF LEVEL IS SET FOR 95% PRIMARY TANK CAPACITY.

MARK	QTY	DESCRIPTION	REMARKS
A	1	4" REDUCED TO 3" NPT PRIMARY TANK NORMAL VENT PORT (STACK /CAP ARE SHIPPED LOOSE)	STACK: ALUM. 3" X 48" CAP: 3" UPD - DIESEL
B	1	PRIMARY TANK EMERGENCY VENT	VENT: MORRISON 2440F
C	4	LIFT LUGS	
D	1	24" Dia. ACCESS SPILLBOX - 2" CAMLOCK DIP PORT - 4" NPT SPARE / 3/4" DRAIN PORT	c/w REMOVEABLE FITTING PLATE FOR PRIMARY TANK ACCESS
E	2	4" NPT - SPARE PORT	c/w M.I. PLUG
F	1	6" NPT - 4" OVERFILL VALVE (NO FILL PIPING SUPPLIED)	OVERFILL: VALVE OVERFILL C&B F-40
G	1	SECONDARY TANK EMERGENCY VENT	VENT: MORRISON 2440F

MARK	MARK	DESCRIPTION	REMARKS
H	2	2" NPT SECONDARY TANK INSPECTION PORT	c/w M.I. PLUG
I	2	BASE SUPPORT SADDLES	
J	2	GROUND LUGS	
K	1	TANK TOP ACCESS CATWALK & GRIP NON SLIP TAPE	c/w GALV. GRATE AND HANDRAILS (SHIPPED LOOSE)
L	1	ACCESS STAIRCASE	c/w GALV. TREADS, GRATE AND HANDRAILS (SHIPPED LOOSE)
M	1	4" NPT - STP MOUNT/INTERNAL SUPPORT (SUPPLIED BY CUSTOMER)	c/w M.I. PLUG
N	1	HANDRAIL PERIMETER	(SHIPPED LOOSE)
P	3	W8x31 BEAM SKID BASE, SKID 10' PAST HD OF TANK ON L/H SIDE. GALVANIZED BAR GRATING DECK, NOT FOR LIVE ROLL APPLICATION	c/w 4" Sch 80 TOW BARS
Q	1	PLATE FOR CREE LIGHT POST (POST SUPPLIED BY OTHERS)	PLATE: (1/2" THICK)

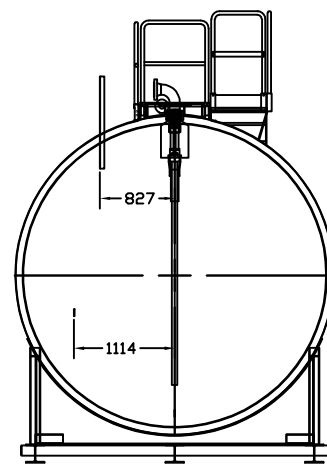
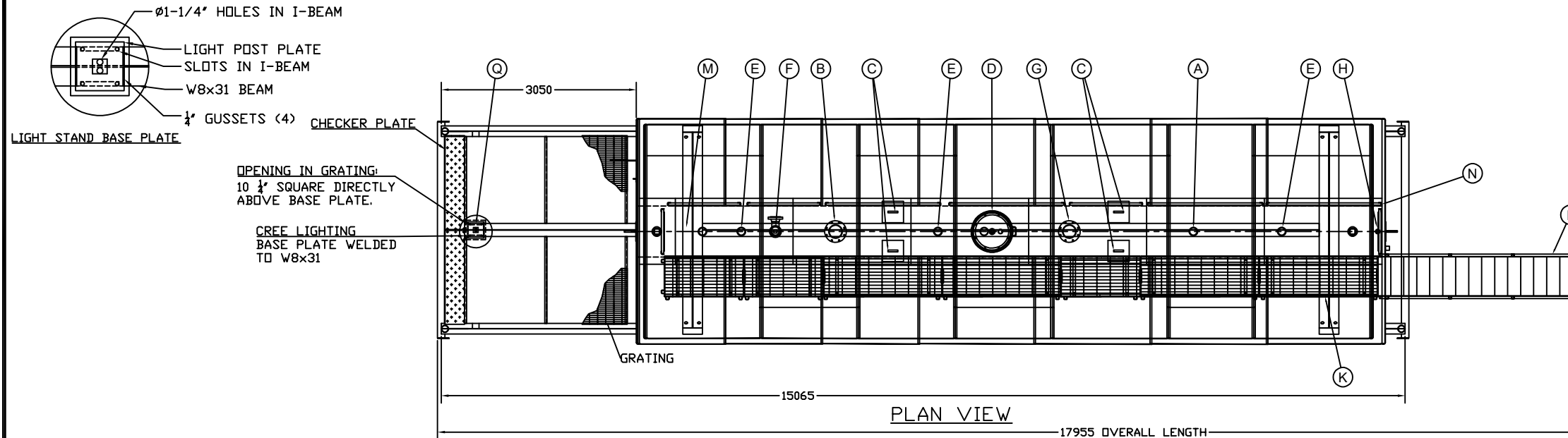
DRAWING REVIEW / STATUS

() FULLY APPROVED, NO CHANGES, PROCEED WITH FABRICATION
 () REVISE AS NOTED, RESUBMIT FOR APPROVAL, DO NOT PROCEED WITH FABRICATION

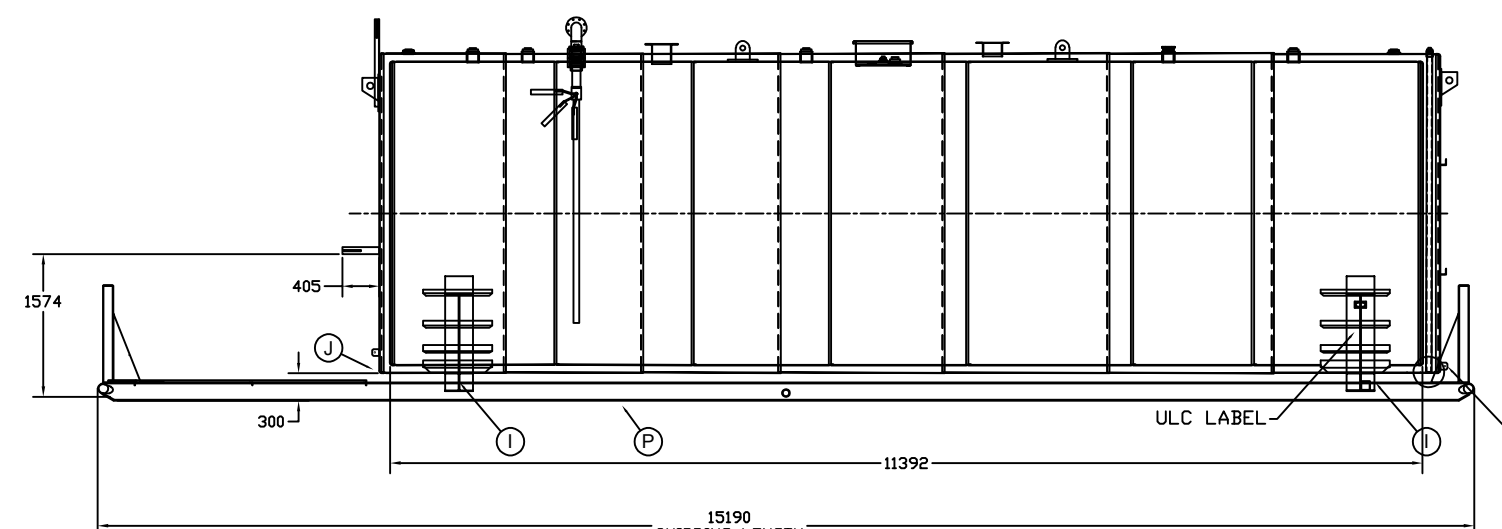
FABRICATION SCHEDULING OF THIS PRODUCT IS PENDING FULL DESIGN APPROVAL

FULL APPROVAL IS REQUIRED TO CONFIRM DETAILS, ORIENTATIONS AND MATERIALS. ANY DELAYS AND/OR CHANGES TO THE DESIGN AFTER FULL APPROVAL MAY CAUSE ADDITIONAL COSTS.

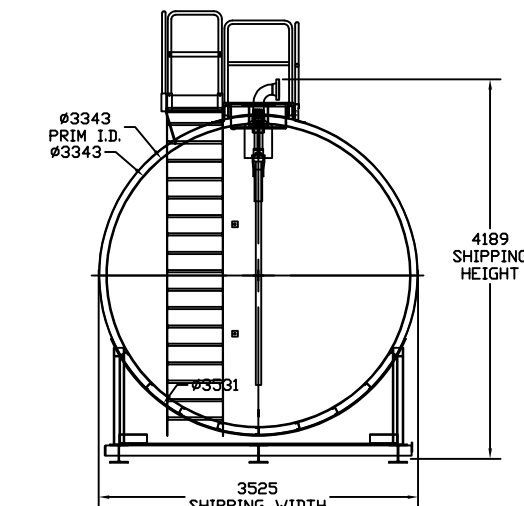
BY: _____ DATE: _____



END VIEW



FRONT VIEW



END VIEW

No.	DATE	REVISION DESCRIPTION	ECR#	BY	CHK'D
6	19 MAY 21	SADDLE SHORTENED.		PWB	
5	07 APR 21	OVERFILL VALVE NOW SHOWN		PWB	
4	07 APR 21	BRACKETS FOR PIPING ADDED		PWB	
3	29MAR 21	SKIDS REVISED TO W8X31, LIGHT POST SUPPORT REVISED.		PWB	
2	19 MAR 21	GUSSETS ADDED TO W4X13 FOR SUPPORT.		PWB	
1	19 MAR 21	LIGHT POST BRACKET w/ I-BEAM SUPPORT ADDED		PWB	
0	12 Feb 21	Released to Production		PWB	
B	05 FEB 21	SKID IS NOW 10' PAST HEAD OF TANK, L/S		PWB	

WORK ORDER:	THE INFORMATION CONTAINED IN THIS DRAWING IS THE SOLE PROPERTY OF WESTEEL STORAGE SOLUTIONS. ANY REPRODUCTION, OR DISCLOSURE, IN WHOLE OR IN PART WITHOUT WRITTEN PERMISSION FROM WESTEEL STORAGE SOLUTIONS IS PROHIBITED.
WEIGHT:	25,912 kg. (57,127 lbs.)
TANK SIZE:	100,000 L
MATERIAL:	UNLESS OTHERWISE SPECIFIED: 1. ALL DIMENSIONS ARE IN mm 2. DIMENSION TOLERANCES ARE: - LINEAR +/- 10mm. - ANGLES: +/- 1°. DONOT SCALE THIS DRAWING
PAINT SPEC:	WCS-2 WHITE

DRAWING REVIEW / STATUS

() FULLY APPROVED, NO CHANGES, PROCEED WITH FABRICATION
 () REVISE AS NOTED, RESUBMIT FOR APPROVAL, DO NOT PROCEED WITH FABRICATION

FABRICATION SCHEDULING OF THIS PRODUCT IS PENDING FULL DESIGN APPROVAL

FULL APPROVAL IS REQUIRED TO CONFIRM DETAILS, ORIENTATIONS AND MATERIALS. ANY DELAYS AND/OR CHANGES TO THE DESIGN AFTER FULL APPROVAL MAY CAUSE ADDITIONAL COSTS.

BY: _____ DATE: _____

DRAWN BY:	PWB	CREATION DATE:	28 Nov 19
CHECKED BY:		CHECKED DATE:	
APPROVED BY:		APPROVED DATE:	
PDF BY:		PDF DATE:	29 Nov 19
DXF BY:		DXF DATE:	

WESTEEL

GENERAL ASSEMBLY LOCATION: 5064 REV: 6

CUSTOMER: Suncor Energy SIZE

DRAWING / FILE No.: HFG 100000 25015229 SHEET 1 OF 9