
Well Inspection Report

Instructions

- Complete all pages.
- Sign and submit electronically within 30 days of the well inspection to orogo@gov.nt.ca.
- If you wish to submit a hard copy, please use the courier address at www.orogo.gov.nt.ca/contact-us.
- Refer to the [Well Suspension and Abandonment Guidelines and Interpretation Notes](#) (May 2022) for details on well inspection requirements.
- Report in metric units.

Required attachments:

- Photos of wellhead and well site (*Include descriptions*)
of photos attached: 4
- Wellhead schematic
- Wellbore schematic

Well Information

Well name: A-77-60.50-122.30/00

4 digit WID: 1964

OROGO risk level: Level 1

Wellhead? Yes No

Pressure rating of all wellhead components: 5000 psi

Pumpjack? Yes No

Operator: CNRL

Well status: Suspended

Coordinates (*In decimal degrees; verified onsite*)

Datum: NAD 27 NAD 83 Unknown

Lat: 60.769028

Long: -122.726711

Completed in H₂S zone? Yes

Estimated % of H₂S: 0 or

Measured % of H₂S: [Click or tap here to enter text.](#)

Inspection Date and Contact Information

Date of inspection: 2022-09-12

Date of previous inspection: 2022-05-18

Inspection conducted by:

Name: Desmond Jones

Company: CNRL

Phone: 250-263-6528

Email: desmond.jones@cnrl.com

Environmental or Safety Concerns

(Report all incidents as required under section 75 of the Oil and Gas Drilling and Production Regulations)

Environmental or safety concerns? Yes No

If yes, provide details: [Click or tap here to enter text.](#)

Inspection Results

Site

Well site accessible for inspection and monitoring? Yes No

Equipment or debris on site? Yes No

Additional clean up required? Yes No

Provide details of all site accessibility concerns:

Brush cleared 25 m around wellhead?
 Yes No

Wind indicator present and functional?
 Yes No

Wellhead

Wellhead accessible for inspection and monitoring? Yes No

Valves chained and locked? Yes No

Valves operate freely? Yes No

Pressure test well head seal assembly?
 Yes No

(If yes, provide details in comments section with supporting documentation)

Surface casing vent open, operable and accessible in all seasons? Yes No

Pumpjack secure? Yes No N/A

Visible marker or fence in place? Yes No
4-digit Well ID, operator and contact information up to date? Yes No

Date of previous well head seal assembly pressure test: 2022-05-18

Surface Casing Vent Flow (SCVF) / Gas Migration (GM) testing

Evidence of SCVF? Yes No

SCVF test conducted? Yes No
(If yes, provide details in comments section with supporting documentation)

Signs of GM? Yes No

GM test conducted? Yes No
(If yes, provide details in comments section with supporting documentation)

Gas samples taken? Yes No
(If yes, provide details in comments section identifying location and anticipated date of submission of analysis to OROGO)

Shut-in pressures

Production casing pressure (kPa):
4

Intermediate casing pressure (kPa):
Click or tap here to enter text.

Production tubing pressures (kPa):
1923

Any other readings taken:
Click or tap here to enter text.

Comments

- Details of: SCVF/ GM testing (*Include source: SCV, wellbore or soil vapour*)
 Shut-in pressures (*Include equipment used, results, any changes from previous inspections and previous inspection dates*)
 Seal assembly testing (*Include maximum pressure tested and duration of test*)
 Other comments

SCVF test report attached.

Shut in pressures measured with Crystal XP2i digital deadweight. Insignificant change from last inspection results.

Additional supporting documentation attached? Yes No

If yes, list attached documentation: [Click or tap here to enter text.](#)

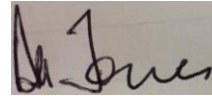
I certify based on personal knowledge of well inspection operations undertaken at the above named well that the above information is accurate.

Responsible Officer:

Date: 2022-09-20

Name: Desmond Jones
Title: Production Technologist
Operator: CNRL


Signature:







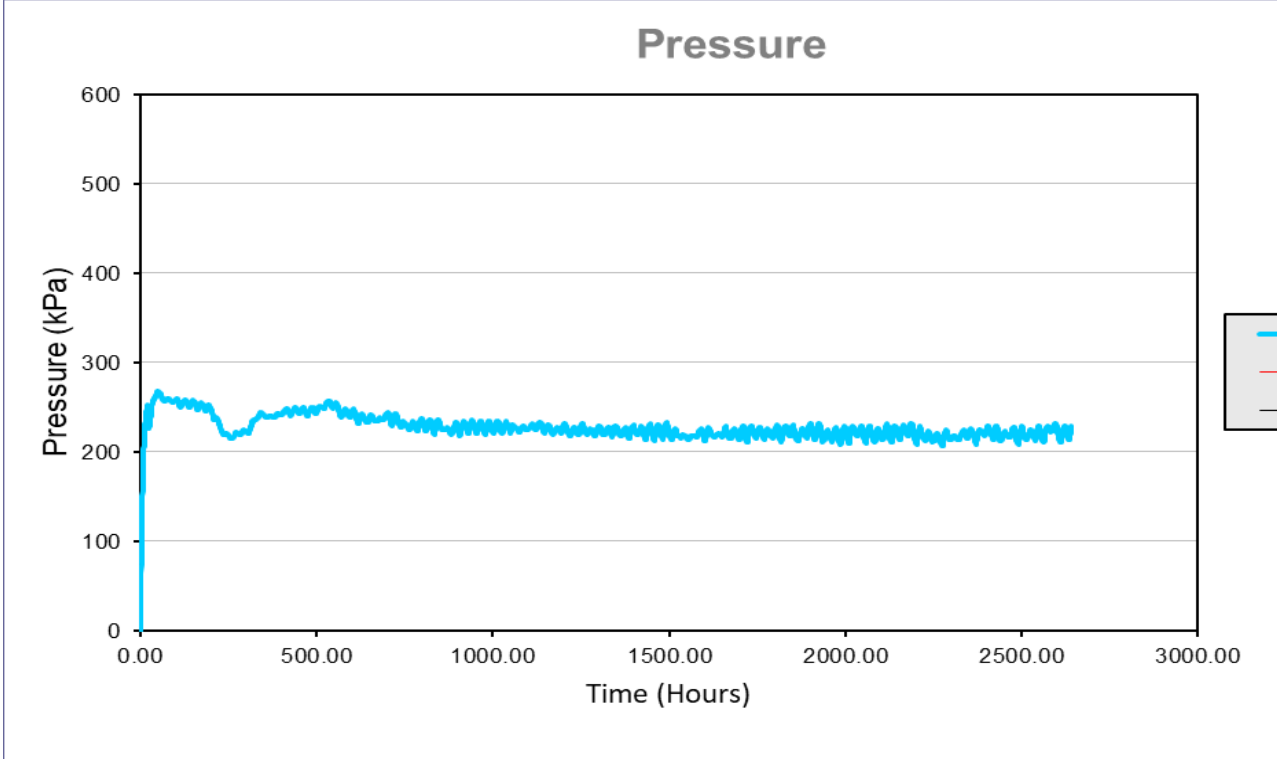




Well Name:	CNRL EMILE LAKE A-77-60.50-122.30		
Permit Holder:	CNRL	License:	NT001964
Contact Rep:	Desmond Jones	Email:	desmond.jones@cnrl.com
Phone Number:	250-263-6528	Cellular:	778-256-1764
Contracting Company		Contractor Rep:	
Contractor Phone #:			
Test Date Start:	2022 MAY 25	Test Date End:	2022 SEP 12
Buildup Duration:	2641	Buildup hrs To Stable:	
Flow Rate (m3/d):	0.27	WHST Result (P/F/NA):	PASS
Stabalized Build-up KPA:	219	WHST Comments:	
Gas Sample Collected:	N	H2S? (Y/N)	N
Casing KPA:	4	Tubing KPA:	1923

Flow comments (substansce if other than gas, fluid rates and measurmentdetails, sample, ect.)

Buildup Graph:



Reading